

Making A Difference For **WOODWORKERS**



PRODUCT CATALOG 2023

This image shows a single sheet of white paper with horizontal blue or grey ruling lines. The lines are evenly spaced and run across the width of the page. There are no margins, text, or other markings on the paper.

CATEGORY	PAGE #
DIAMOND & GLASS TOOLS	6 - 11
Diamond Tools	8 - 9
Glass Tools	9
Suction Cups	9
Diamond Grinding Wheels	10
DRILLING & CUTTING	12 - 27
Countersinks and Plug Cutters	14 - 17
Drill Bits & Drill Accessories	17
Hinge Bits & Stop Collars	18
Drilling Jigs & Gauges	19
Pocket Holes / Jigs / Screws & Accessories	20 - 21
Rosette Cutting	22
Hacksaws and Coping Blades	22 - 23
Hole Saws for Cutting Holes in Wood / Drywall / Metal	23
Planer Blades / Woodcarving Chainsaw / Roofing Knife & Blades	24
Circular Saw Blade	25
DUST COLLECTION	26 - 41
Aluminum Blast Gates	28
Plastic Blast Gates	28 - 29
DUST COLLECTION ADAPTERS & FITTINGS	29 - 40
Connectors (T & Y)	29
Elbows	30
Reducers	30 - 32
Step Adapters	32
Splicers	32 - 33
Miscellaneous	33
Dust Collection Kits	33 - 34
Dust Collection Hoods / Ports	34 - 35
Dust Collection Hoses	36 - 37
Hose Clamps & Hangers	37 - 38
Dust Collectors	39
Dust Collection / Filter Bags	40

CATEGORY	PAGE #
HAND TOOLS	42 - 49
Pick Up Tools / Pin Vises	44
Forceps – Hemostats- Splinters / Taps & Dies	45
Punch	46
PERSONAL PROTECTIVE EQUIPMENT & WORK GEARS	46 - 48
Work Gears / Personal Protective Equipment	46
Rescue Knives	47 - 48
Roofing Knife & Blades / Impact Screwdriver & Bit Set	49
Miscellaneous	50
MARKING MEASURING	52 - 63
Drill / Radius / Screw Pitch / Sheet Metal Bore / Sheet Plate Gauges	54
Distance Meter, Angle Gauges, Moisture Meter	54
Calipers / Dividers / Compass	55
Compasses / Dial Indicators / Digital Thickness Gauges / Micrometers	56
Vernier Calipers	56
Squares	57
Magnifiers	58
Marking Knives & Gauges	58 - 59
Rulers, Protractors & Center Finders	59 - 60
Tapes	61
Sliding T-Bevels / Miter Gauges	62
Jigs / Gauges & Template Guide	62 - 63
Carpenter's Pencil / Sharpener	63
MOBILE BASES / TOOL TABLES / CONVEYORS / CASTERS	64-67
Mobile Base / Casters	64
Mobile Bases / Tool Tables / Conveyors	65
POWER TOOL ACCESSORIES	68-85
Lathe / Miter Saw / Planer & Jointer Accessories	70
T-Tracks & Hold Downs	71
Router Accessories	71 - 74
Sanding Accessories - Belt Cleaners	75
Sanding Accessories - Sand Devils / Preppin Weapons	75
Sanding Accessories - Sanding Sleeves	76 - 77
Sanding Cords & Tapes	77
Table Saw Accessories	78
Magnetic Switches	79-80
Power Tool Switches	80-81
Power Strips / GFCI Plugs / Power Connectors	81
Lathe / Drill Chucks / Accessories	82

CATEGORY	PAGE #
WOODWORKING ACCESSORIES	84 - 109
Roller Ball Bearings / Bench & Pinch Dogs	86
Gluing Accessories	87 - 89
Mallets & Hammers	90
Laminating / Pen Turning	91
Safety (Featherboards & Push Sticks)	92 - 93
Scrapers and Planers	93
Shop Aid & Jig Supplies	94
Press Rollers	95
Knobs, T-Bolts & Ratchet Lever	96 - 98
Casters	98
VICES & CLAMPS	99 - 103
Bench Vises / Drill Press Vises	99
Vises & Clamps	99 - 100
Anvils	100
Woodworking Clamps	101 - 102
Welder Clamp / "T" Bar Clamp / Picture Framing	103
ProGrip	104
Files & Burr Sets / Strop Hone / Abrasive / Wood Finish & Polish	105
Door Lock Jigs	106 - 111

Diamond Tools

Working with glass and stone always demands precision, intricacy and attention to detail and that's why the tools used must be nothing short of top notch. Big Horn proudly presents its variety of diamond tools that are manufactured to perfection so each and every glass and stone they cut, carve and polish is a living embodiment of precision.

Glass Tools

Put your trust in Big Horn's range of premium glass tools that are designed and manufactured to the unique requirements of professional craftsmen. Use of high quality materials, rigorous quality assurance and lasting durability make Big Horn glass tools the top contender among competing brands.

Suction Cups

Featuring metal body construction for durability and long life, Big Horn suction cups are ideal for handling glass, sheet metal material, ceramic tiles in construction, installing or replacing glass and renovating automobile panels.



DIAMOND & GLASS TOOLS

Big Horn offers quite a range of premium diamond and glass tools featuring unmatched manufacturing standards to achieve highest quality products. Be efficient with your craft and bring convenience of exceptional ergonomics, flawless design and performance that will make the heads turn your way.



DIAMOND TOOLS

19391

5 Pcs. Diamond Burr Set
1/4" Shank, 50 Grit - Coarse

Features:

- ▶ 5 Assorted shapes
- ▶ Each has a 1/4" shank for use with rotary tools, drills, and grinders

**19392**

6 Pcs. Diamond Burr Set
1/4" Shank, 80 Grit - Medium

Features:

- ▶ 6 Assorted shapes
- ▶ Each has a 1/4" shank for use with rotary tools, drills, and grinders

**19393**

1-5/8" Diamond Wheel Set
1/8" & 1/4" Mandrel

Features:

- ▶ Full diamond plated
- ▶ Diamond wheel 100 grit
- ▶ Mandrel shank size: 1/4" & 1/8"

**19401**

20 Pcs. Diamond Burr Set

Features:

- ▶ 1/8" shanks
- ▶ Excellent for fine detail work, cutting, engraving, carving, touch-up & finishing

**19395**

12 Pcs. 7" Long Diamond Flat Files
140#, 200#, 400#

Features:

- ▶ Great for use on glass, rock, diamond, ceramic and hardened steel
- ▶ Soft plastic wrapped handle provides great grip

**19396**

200/400 Grit Double Sided
Diamond Sharpener with Handle

Features:

- ▶ Soft grip ABS handle for comfort
- ▶ Hanging hole for easy placing
- ▶ Widely used for sharpening kitchen knives & other types of cutting tools

**19397**

4-1/2" Long Diamond Impregnated Dresser

Features:

- ▶ Restores & prolongs the life of grinding wheel
- ▶ Re-shapes worn wheels to give true grinding surface
- ▶ 1-3/4" x 1/2" dresser size

**19398**

50 Pcs. 1/8" Shank Diamond
Coated Mounted Points - Large

Features:

- ▶ Shank size: 1/8"
- ▶ Designed for rotary tools
- ▶ Great for working with ceramics, tile, stone, glass, metal & more

**19399**

50 Pcs. 1/8" Shank Diamond
Coated Mounted Points - Small

Features:

- ▶ Shank size: 1/8"
- ▶ Designed for rotary tools
- ▶ Great for working with ceramics, tile, stone, glass, metal & more



DIAMOND TOOLS

19394
Double Sided Diamond
Sharpening Stone 400/1000 Grit

Features:

- ▶ Recognized for the clean, sharp surfaces
- ▶ Use on tools, dies, blades, molds and knives requiring sharpening or smoothing
- ▶ High appearance, delicate & practical
- ▶ Suitable for cutlery at home, especially for kitchen
- ▶ Ideal for wood working cutting tool grinding



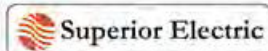
19048
Water Stone Holder

Features:

- ▶ Non slip - holds water stones securely
- ▶ Adjusts from 5-1/2" to 9" of stone sizes



WP700
120V Submersible
Tile Saw Water Pump




Features:

- ▶ Fits most tile saws
- ▶ Adjustable flow rate
- ▶ Suitable for indoor / outdoor use
- ▶ Max. flow rate: 150 gallons/hour (600 L/H)



WP1000
120V Submersible Tile Saw
Water Pump



Features:

- ▶ The small profile size makes the pump easy to hide
- ▶ Magnetic drive pumps for versatile water garden applications
- ▶ Max. flow rate: 260 gallons/hour (1000 L/H)



GLASS TOOLS

19262
Professional Heavy-Duty
Diamond Tip Glass Cutter

Features:

- ▶ Embedded with industrial diamond
- ▶ Notched brass teeth for snapping scored glass
- ▶ Comfortable hardwood handle with carved finger rests



19297
4 Pcs. Glass Drill Kit
4, 6, 8, 10mm

Features:

- ▶ Solves bit wander and bit walking problems
- ▶ High quality carbon tool steel prevents cracking



SUCTION CUPS

19291
3 - 4-1/2" Jaw Glass Suction Plate

Features:

- ▶ Ideal for handling glass, sheet metal material, ceramic tiles in construction, installing or replacing glass
- ▶ Metal body durable and provides long life



19292
3 - 6" Jaw Glass Suction Plate

Features:

- ▶ Ideal for handling glass, sheet metal material, ceramic tiles in construction, installing or replacing glass
- ▶ Metal body durable and provides long life



DIAMOND GRINDING WHEELS

DIAMOND GRINDING WHEELS FOR GLASS, TILE & STONE

Features:

- ▶ Advanced metallurgical bonding process for longer wear life and finish consistency resulting in uniform grinding profile and long life
- ▶ Uniform diamond bedding prevents chipping when working delicate materials
- ▶ Perform stock removal, shaping, profiling, & hole drilling in tile, glass, stained glass, stone, & other hard materials



Model	A	Grit
19178	5/16"	80
19179	5/16"	120
19184	5/16"	200



Model	A	B	Grit
19180	5/16"	5/32"	200
19181	5/16"	5/32"	50
19182	5/16"	5/32"	80
19183	5/16"	5/32"	100
19184	5/16"	1/4"	50
19185	5/16"	1/4"	80
19186	5/16"	1/4"	100
19187	5/16"	1/4"	200



Model	A	B	Grit
19189	5/16"	1/2"	50
19190	5/16"	1/2"	80
19191	5/16"	1/2"	100
19192	5/16"	1/2"	200
19193	5/16"	3/4"	50
19194	5/16"	3/4"	80
19195	5/16"	3/4"	100
19196	5/16"	3/4"	200

**Model# 19197****19 Pc Kit includes:**

19178, 19179, 19184, 19180, 19181, 19182, 19183, 19184, 19185, 19186, 19187, 19189, 19190, 19191, 19192, 19193, 19194, 19195, 19196
glass, tile and stone diamond grinding wheel assortment

DRILL DOCTOR AFTERMARKET SHARPENING WHEEL

- ▶ Recommended for use on 3/32" - 3/4" drill bits
- ▶ Designed for Drill Doctor 350X, 500X, & 750X



BGH Model	SD Model	Grit
19171	DD80	80
19172	DD120	120
19173	D220	220



Countersinks and Plug Cutters

Big Horn countersinks give fast, durable drilling performance allowing woodworkers to create professional looking results in soft and hard woods. We also offer plug cutter sets that produce accurate plugs for covering screw holes in decking, flooring and fine furniture. These high quality plug cutters are great for creating a decorative effect in any woodworking project and can also be used to repair nicks, scratches and dents.

Drill Bits & Drill Accessories

Enhance your drilling experience and productivity with Big Horn's super quality variety of drill bits and accessories. Designed and manufactured to impress, these drilling accessories will take a smidgen of work load away from your shoulders.

Files & Burr Sets

Files and burs eliminate excessive workpiece material. Use high quality Big Horn files for removing burrs in addition to shaping and finishing holes and grooves. Choose files based on how fast the material is to be removed and the desired finish. We also offer burs to remove excess metal and smooth sharp edges of a workpiece.

Hinge Bits & Drill Guides

A wide range of premium quality hinge bits and drill guides from Big Horn makes it convenient to drill precise holes for door and cabinet hinges. These products are strong enough to drill through metal, plastic, wood and more. Tough build of high speed steel allows these highly durable hinge bits to put hinges right where you want them.

Pocket Hole Tools & Bits

Produce strong, attractive joints in a multitude of applications, eliminating clamping and gluing with Big Horn's range of pocket hole tools and bits. Professional and amateur woodworkers can achieve ideal results with these solid built tools in various demanding jobs - a great combination of reasonable price and exceptional performance.



DRILLING & CUTTING

Superior strength and premium performance is what craftsmen look for in their drilling and cutting tools. That's exactly what Big Horn products offer - a great combination of durability, performance and reliability that outperforms the competition every time. Raw power you're looking for is right here.



Rosette Cutting


Big Horn rosette cutting accessories are sleek precision tools ready to meet any intricate rosette cutting challenges with control and speed. With these cutting accessories in woodworkers' hands, they can produce amazing results quickly and with convenience.

Hole Saws

For cutting clean and fine holes in a range of materials, Big Horn's hole saws offer a great deal of value, quality and performance in a single package. Cut through the material with ease as Big Horn's sharp and effective blades do the job for you.

Taps and Dies Sets

Cut and renew internal and external threads to exacting standards with Big Horn tap and die sets. These tap and die sets feature a range of taps and dies in a wide selection of sizes in SAE measurements. Dies and taps are heat treated and hardened for lasting durability.



COUNTERSINKS AND PLUG CUTTERS

13200**7 Pcs. Countersink Drill Bit Set****Features:**

- ▶ All-in-one taper drill, countersink and stop collar
- ▶ Stop collar & allen wrench included
- ▶ Includes wooden storage box
- ▶ #5, #6, #7, #8, #9, #10, #12

**13203****7 Pcs. Countersink Drill Bit Set with Hex Shank Quick-Change Adapters****Features:**

- ▶ All-in-one taper drill, countersink and stop collar
- ▶ Stop collar & allen wrench included
- ▶ Includes wooden storage box
- ▶ #5, #6, #7, #8, #9, #10, #12

**13201****5 Pcs. Countersink Set with 3/8" Plug Cutter****Features:**

- ▶ Bits are depth adjustable
- ▶ Standard 1/4" hex shank for quick change

**Includes:**

- ▶ 4 drill bits (#6, #8, #10, #12), one 3/8" plug cutter & allen wrench

W.L. Fuller Inc.

**QUICK CHANGE ADAPTER****Features:**

- ▶ Steel body design, durable and excellent for use
- ▶ Standard 1/4-inch hex shank is quick change compatible
- ▶ Set screw for a secure fit



Model	Fitment Size	Shank Size
13221	1/8"	1/4"
13222	9/64"	1/4"
13223	5/32"	1/4"
13224	11/64"	1/4"
13225	3/16"	1/4"
13226	13/64"	1/4"
13227	7/32"	1/4"
13228	7 Pc Kit includes all of the above	
13229	1/4"	1/4"

COMPLETE COUNTERSINK W/TAPER DRILL**Features:**

- ▶ Both the countersink bits & the collars have Hex Set Screws for easy adjusting, tightening & accurate positioning

<p>W.L. Fuller Inc.</p>	Model	Recommended Screw Size	Cutting Diameter	Drill Hole Diameter
	18900	#5	3/8"	1/8"
	18905	#6	3/8"	9/64"
	18910	#7	3/8"	5/32"
	18915	#8	3/8"	11/64"
	18920	#9	3/8"	3/16"
	18925	#10	7/16"	13/64"
	18930	#12	1/2"	7/32"
	18935	#14	1/2"	1/4"

COUNTERSINKS AND PLUG CUTTERS

Complete Countersink W/Taper Drill & Quick-Change 1/4" Hex Shank Adapter From W.L. Fuller (C5M) Made in USA

Features:

- ▶ Tapered drill with widened flutes for drilling fast, clean pilot holes and ensures tight fit for screws
- ▶ Adjustable four-cutter counter bore cuts and clears chips quicker for fast, smooth countersinking
- ▶ Counter bore attaches to flats on shank with two hex screws for a secure fit and can be adjusted for controlled pilot hole depth
- ▶ Standard 1/4-inch hex shank is quick change compatible

 	Model	Recommended Screw Size	Drill Hole Diameter
	18901	#5	1/8"
	18906	#6	9/64"
	18911	#7	5/32"
	18916	#8	11/64"
	18921	#9	3/16"
	18926	#10	13/64"
	18931	#12	7/32"
	18932	#14	1/4"

18937

3 Pcs. Countersink Set with Plug Cutter

Features:

- ▶ Includes 3/8" plug cutter
- ▶ For wood screw sizes #6, #8, and #10



W.L. Fuller Inc.

18938

5 Pcs. Countersink Set

Features:

- ▶ For wood screw sizes #5, #6, #7, #8, and #9
- ▶ Plug cutters produce wood plugs to match their counterbores
- ▶ Countersinks combine pre-drilling for screw threads and clearance drilling for screw shank



W.L. Fuller Inc.



18939

5 Pcs. Countersink Set

Features:

- ▶ For wood screw sizes #6, #8, #10, #12, and #14
- ▶ Plug cutters produce wood plugs to match their counterbores
- ▶ Countersinks combine counterboring for wood plugs (if needed) and countersinking for the screw head



W.L. Fuller Inc.








COUNTERSINKS AND PLUG CUTTERS

SCREW TAPER DRILL ONLY**Features:**

- ▶ For predrilling shank holes in both hard and soft woods
- ▶ Recommended for use in hand held drill or stationery drill press
- ▶ Made from high quality HSS material

W.L. Fuller Inc.








	Model	Recommended Screw Size	Flute Length	Overall Length
	18940	#5	1-1/2"	2-3/4"
	18945	#6	1-3/4"	2-7/8"
	18950	#7	2"	3-1/8"
	18955	#8	2-1/8"	3-1/4"
	18960	#9	2-5/16"	3-1/2"






PLUG CUTTER**Features:**

- ▶ Designed for clean cutting & hardened for long life
- ▶ Cuts fast & makes smooth chamfered plugs

W.L. Fuller Inc.



	Model	Size
	19150	1/4"
	19151	5/16"
	19152	3/8"
	19153	7/16"
	19154	1/2"

	Model	Size
	19155	9/16"
	19156	5/8"
	19157	3/4"
	19158	7/8"
	19159	1"

COUNTERSINKS AND PLUG CUTTERS

19164

4 Pcs. Plug Cutter Set - Round Shank

Features:

- ▶ 4 plug sizes: 1/4", 3/8", 1/2", and 5/8"
- ▶ Slightly oversized taper for snug fit
- ▶ Standard 1/4" shank bits



19555

3 in 1 Countersink Set

Features:

- ▶ Save time for doing few countersinks
- ▶ Use to deburr metal
- ▶ 3 Interchangeable cutters (1/2", 5/8", & 3/4")



DRILL BITS & DRILL ACCESSORIES

19340

Angle Screwdriver Adapter with Lock & Quick Release

Features:

- ▶ Accepts standard 1/4" hex bits
- ▶ Short and slim metal grip allows deep reach into tight spots; locking pop-in/out chuck holds bits securely



19241

Angle Drill Adapter

Features:

- ▶ Attaches to any 1/4" electric or air drill
- ▶ Ball bearing shaft support
- ▶ Light weight, compact design



19249

3 Pcs. SAE Titanium Coated Step Drill Set

Features:

- ▶ Quick-change 1/4" hex shank
- ▶ Automatically deburrs holes
- ▶ Two-flute design for faster, smoother drilling
- ▶ Sizes: 3/16" - 1/2", 1/4" - 3/4", 1/8" - 1/2"



19341

Angle Screwdriver Adapter with Quick Release 1/4" Shank

Features:

- ▶ Lock and quick release 1/4" hex bits shank
- ▶ 1/4" hex right-angle drill/driver attachment
- ▶ Only 3" wide for working in tight spots



19243

3 Pcs. Metric Titanium Coated Step Drill Set

Features:

- ▶ Quick-change 1/4" hex shank
- ▶ Sizes 4-12mm, 4-20mm, 4-32mm
- ▶ Steps in 2mm increments



19224

Pin Vise

Features

- ▶ Adjustable collet is made from hardened steel
- ▶ Locking screw chuck holds tool firmly in place



19200

Micro 61-80 Drill Set

Includes

- ▶ 20 Pcs. set tiny HSS drill bits numbered sizes # 61-80 (0.343mm - 0.991mm / 0.014" - 0.039")



19226

Micro Drill Bit Set and Pin Vise Combo

Features:

- ▶ 20 Pcs. set tiny HSS drill bits numbered sizes # 61-80 (0.343mm - 0.991mm / 0.014" - 0.039") with pin vise



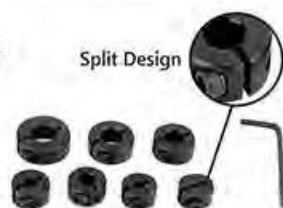
HINGE BITS & STOP COLLARS

19123

7 Pcs. Split Ring Stop Collars

Features:

- Sizes fit bits 1/8", 3/16", 1/4", 5/16", 3/8", 7/16", and 1/2"

**19163**

3 Pcs. Hinge Bit Set Vix Bits

Features:

- 3 spring loaded self-centering bits
- Bit sizes 9/64", 7/64", and 5/64"
- Standard 1/4" hex shank for easy quick change

**19126**

6 Pcs. 3/16-Inch to 1/2" Drill Stop Set

Features:

- For use on twist drill bits or brad point drills to prevent excessive drill bit penetration
- Hex wrench is included for tightening the stop precisely on the drill bit

**SELF CENTERING DRILL BITS**

Features:





- Use for precise placement of shelf pins
- Use standard 1/4" hex shank



	Model	Size
	19138	3/8"
	19139	3/16"

HINGE DRILL BIT

Features:

- Make perfect pilot holes
- Self-centering
- All steel construction
- Use standard 1/4" hex shank

	Model	Screw Size
	19140	#3
	19143	#12
	19144	#14
	19148	#14

	Model	Screw Size
	19149	#10
	19160	#5
	19161	#10

DRILLING JIGS & GAUGES

14810
Precision Alignment Jig
for Drawer

Features:

- ▶ Use to accurately align your drawer knobs & pulls
- ▶ Made from durable plastic with molded measurement lines
- ▶ Yellow finish allows users to see through the template for enhanced usability



14820
Cabinet Template

Features:

- ▶ Use to accurately align your cabinet knobs & pulls
- ▶ Made from durable plastic with molded measurement lines
- ▶ Yellow finish allows users to see through the template for enhanced usability



19650
Drawer Pull Jig

Features:

- ▶ Precisely mark position for drawer pulls
- ▶ Jig measures 7" wide by 6"
- ▶ Align jig over center line and mark holes



19651
20" Shelf-Pin Drilling Jig & Bit

Features:

- ▶ Handle provides stability & storage
- ▶ Drill perfectly aligned holes every time
- ▶ Easy to use, see through template for drilling shelf-pin holes



19652
Drawer Slide Jig

Features:

- ▶ Quickly and accurately install overlay and insert drawer slides



19062
20" Plastic Contour Gauge

Features:

- ▶ Contour profiles up to 20"
- ▶ Transfer shapes with precision
- ▶ Magnetic base
- ▶ Depth: 1-1/4"



19063
10" Plastic Contour Gauge

Features:

- ▶ Transfer shapes with precision
- ▶ Duplicate odd or irregular shapes
- ▶ Magnetic base
- ▶ Depth: 1-1/4"



19064
5" Contour Gauge

Features:

- ▶ Transfer shapes with precision
- ▶ Duplicate irregular shapes
- ▶ Use for moldings, tile, or turned work
- ▶ Depth: 1-1/4"



19066
Taper Jig

Features:

- ▶ Made from durable aluminum channel
- ▶ Reversible for left or right hand operation
- ▶ Metal hinged; grooved outer edges



POCKET HOLES / JIGS / SCREWS & ACCESSORIES

12600

Pocket Jig

Features:

- ▶ Stop collar to control depth of hole
- ▶ Adjustable drill guides control angle of drill
- ▶ Includes square drive pocket screws

**19124**

Pocket Hole Set

Includes:

- ▶ Adjustable pocket hole guide (#19125), plus stepped 3/8" drill (#19129) & stop collar

**19125**

Adjustable Double Pocket Hole Guide

Features:

- ▶ Center markings for exact line-up
- ▶ Adjusts from 7/8" to 2-7/8"
- ▶ Drills a perfect 15-degree angle

**19128**

Replacement Pilot Drill Bit

Features:

- ▶ 1/8" HSS pilot drill bit

**19130**

Pocket Jig Bit w/ Stop Collar

Features:

- ▶ Includes stop collar
- ▶ Use with pocket hole jigs from a variety of manufacturers

**12601**

Mini Pocket Hole Jig (1 Hole)

Includes:

- ▶ 1-One hole jig
- ▶ 1-3/8" HSS Step drill bit
- ▶ 1-Depth stop collar
- ▶ 1-1/8" Hex key wrench

**12602**

Mini Pocket Hole Jig (2 Hole)

Includes:

- ▶ 1-Two hole jig
- ▶ 1-3/8" HSS Step drill bit
- ▶ 1-Depth stop collar
- ▶ 1-1/8" Hex key wrench

**12603**

Pocket Hole Jig System (1 Hole)

Includes:

- ▶ 1-One hole jig
- ▶ 1-3/8" HSS Step drill bit
- ▶ 1-150mm L square No.2 bit
- ▶ 1-Depth stop collar
- ▶ 1-1/8 Hex Key
- ▶ 1", 1-1/4", 1-1/2", 2" & 2-1/2" coarse driver screw

**12604**

Pocket Hole Jig System (2 Hole)

Includes:

- ▶ 1-Two hole jig
- ▶ 1-3/8" HSS Step drill bit
- ▶ 1-150mm L square No.2 bit
- ▶ 1-Depth stop collar
- ▶ 1-1/8 Hex Key
- ▶ 1", 1-1/4", 1-1/2", 2" & 2-1/2" coarse driver screw



POCKET HOLES / JIG5 / SCREWS & ACCESSORIES

12605

3/8" HSS Twist-Step Drill Bit
with 1/4" Hex Shank


12606

3/8" HSS Twist-Step Drill Bit
with 3/8" Round Shank

Features:

- ▶ HSS material
- ▶ Quick change

12616

#2 Square Drive Bit

Features:

- ▶ Deep 2 driver recess resists cam-out
- ▶ 6 inches long, 1/4" hex shank is fully compatible with most quick-change chucks
- ▶ Compatible with virtually any drill that accepts exchangeable bits


12615

1000-Piece Pocket Hole
Screw kit

Features:

- ▶ Pan & Washer head style
- ▶ For hardwood to hardwood applications #6, #7, #8 square drive recess fine & coarse thread
- ▶ Contains 1000 of 7 most used screws
- ▶ Includes self-tapping screw sizes for pocket-screw joinery
- ▶ Includes a needlepoint self-tapping tip


Contains Screw Sizes:

- #6 x 1" Fine Threads = 225pcs
- #7 x 1-1/4" Fine Threads = 125pcs
- #7 x 1" Coarse Threads = 225pcs
- #8 x 1-1/4" Coarse Threads = 125pcs
- #8 x 1-1/2" Coarse Threads = 100pcs
- #8 x 2" Coarse Threads = 100pcs
- #8 x 2-1/2" Coarse Threads = 100pcs

12614

3" Face Clamp

Features:

- ▶ Unique clamp designed specifically for Pocket-Screw Joinery
- ▶ The jaw has a 3" reach and is for clamping on a variety of materials and thicknesses up to 2-3/4"


POCKET HOLE SCREWS

- ▶ Pan head / Washer head styles
- ▶ For hardwood to hardwood applications
- ▶ Square-drive prevents bit slipping while driving
- ▶ Flat-bottom head seats firmly in pocket hole
- ▶ Smooth shank draws the joint together
- ▶ Self-tapping tip drills its own hole without splitting
- ▶ 250 Pocket hole screws per box

PAN HEAD STYLE	Model	Size	Threads
 250 PACK	12607	1"	#6 Fine
	12608	1"	#7 Coarse

WASHER HEAD STYLE	Model	Size	Threads
 250 PACK	12609	1-1/4"	#7 Fine
	12610	1-1/4"	#8 Coarse
	12611	1-1/2"	#8 Coarse
	12612	2"	#8 Coarse
	12613	2-1/2"	#8 Coarse

ROSETTE CUTTING

13210

Rosette Cutter

Features:

- ▶ Only one knife needed to make rosette

**13211**

Rosette Cutter

Features:

- ▶ Only one knife needed to make rosette

**13212**

Rosette Cutter

Features:

- ▶ Only one knife needed to make rosette

**13213**

Rosette Cutter

Features:

- ▶ Only one knife needed to make rosette

**13214**

Rosette Cutter

Features:

- ▶ Only one knife needed to make rosette

**13216**

Rosette Cutter

Features:

- ▶ Only one knife needed to make rosette

**13217**

Rosette Cutter

Features:

- ▶ Only one knife needed to make rosette

**13219**

Rosette Cutter

Features:

- ▶ Only one knife needed to make rosette



HACKSAWS AND COPING BLADES

19244

6" Mini Hacksaw

Features:

- ▶ Made of a hardened carbon steel blade
- ▶ Whether sawing wood, metal or plastic

**19245**

4-3/4" Coping Saw

Features:

- ▶ Frame Depth: 4-3/4"
- ▶ Overall length: 12.5"
- ▶ 360 degree adjustable

**19246**

12" Hacksaw

Features:

- ▶ Made of a hardened carbon steel blade
- ▶ Whether sawing wood, metal or plastic

**19252**

6" Baby Hacksaw

Features:

- ▶ This classic hacksaw is an essential tool for any craftsman
- ▶ This hacksaw is made of a hardened carbon steel blade



HACKSAWS AND COPING BLADES
19247

Replacement Coping Blades
for 19245 (10/Pack)

Features:

- ▶ Blade length 6.5" and attaching pins on both ends
- ▶ Blades are high carbon steel, hardened and tempered


19248

Replacement Hacksaw Blades
(10/Pack)

Features:

- ▶ Hacksaw replacement blade
- ▶ 10 Pcs. come in a pouch
- ▶ The blades are made of hardened carbon steel and can be used on other hacksaw brands


HOLE SAWS FOR CUTTING HOLES IN WOOD/DRYWALL/METAL
19076

5 Pcs. Hole Saw Set

Features:

- ▶ Cut rounded holes in wood, plastic, PVC with this hole saw set
- ▶ Includes 4 saws (1-1/4", 1-1/2", 2", 2-1/8")
- ▶ Mandrel included


19232

3/8" Double Sided
Rotary Spot Weld Cutter

Features:

- ▶ Fits most 1/4" drills
- ▶ Double sided 3/8" rotary cutter blade


19238

Adjustable Hole Saw
1-1/2" - 7-7/8"

19239

Adjustable Hole Saw
1-1/2" - 11-3/4"

Features:

- ▶ Changeable Center bit for thinner or thicker materials
- ▶ Slide Bar marked in graduated metric for precise adjustments
- ▶ Material: M2 alloy steel blades and drill bit
- ▶ Center Shaft Diameter: 3/8"
- ▶ Multipurpose - Will cut plywood, laminates, composite boards, gypsum board, plastic, dry wall, rubber & many other materials


19242

Adjustable Hole Saw
1-1/4" - 5"

Features:

- ▶ Can cut up to 1-17/4" deep
- ▶ Cutting Range: Cut holes from 1-1/4" to 5"
- ▶ Adjust diameter of hole by locating the inner edges of the blade holders against the graduated scale
- ▶ Changeable Center bit for thinner or thicker materials
- ▶ Slide Bar marked in graduated metric for precise adjustments
- ▶ High Speed Steel Drill Bit & High Carbon Steel Blades with Tungsten Carbide Tips


19240

Adjustable Hole Saw
1-1/2" - 11-3/4" Kit

Features:

- ▶ Cutting Range: Cut holes from 1-1/2" to 11-3/4"
- ▶ Material: M2 alloy Steel blades and drill bit
- ▶ Includes a plexiglass cylinder to capture the cutting dust


19338

Adjustable Hole Saw Replacement
Blades - 2Pcs/Pack

Features:

- ▶ Material: High Carbon Steel
- ▶ Multipurpose - Will cut plywood, laminates, composite boards, gypsum board, plastic, dry wall, rubber & many other materials



PLANER BLADES

PB1200

3-1/4" 2 Pcs. High Speed Steel Planer Blades

Features:

- ▶ Resharpenable edge allows for longer blade life
- ▶ Quick set knives for easy set up
- ▶ Durable high speed steel construction

SUPERIOR STEEL**PB1220C**

3-1/4" 2 Pcs. Reversible Tungsten Carbide Planer Blades

PB1220C-10

3-1/4" 10 Pcs./Box Reversible Tungsten Carbide Planer Blades

Features:

- ▶ Clamshell packaging
- ▶ Reversible knives have 2 cutting edges
- ▶ Specially designed for fast and smooth planning

SUPERIOR STEEL

WOODCARVING CHAINSAW

SS458

22 Tooth Fine Cut Grinder Disc Chain Saw Cutter - 5/8" Arbor

Features:

- ▶ Fits most of the 4-1/2" angle grinders
- ▶ Great for curved work, sculpting, gauging, channeling
- ▶ Provides a smooth "finished" surface

SUPERIOR STEEL**SS478**

22 Tooth Fine Cut Grinder Disc Chain Saw Cutter - 7/8" Arbor

Features:

- ▶ Fits most of the 4-1/2" angle grinders
- ▶ Great for curved work, sculpting, gauging, channeling
- ▶ Provides a smooth "finished" surface

SUPERIOR STEEL**SS1214**

11.5" Chainsaw Attachment for Angle Grinder

Features:

- ▶ Performs all the tasks of a regular chainsaw
- ▶ Light weight and portable
- ▶ Fits in Angle Grinders only

**SS422**

22 Tooth Replacement Chain

Features:

- ▶ 22-tooth circlet
- ▶ Replacement circlet for model SS458 & SS478



ROOFING KNIFE & BLADES

RK740

Roofing Utility Knife 7"

Features:

- ▶ Heavy-duty metal construction
- ▶ Adjustable blade depth

SUPERIOR STEEL**RK741**

Roofing Knife Butterfly Replacement Blades- 5 Blades/Pack

Features:

- ▶ Heavy Duty Carbon Steel
- ▶ Cuts all rolled and shingles
- ▶ Replacement blades for RK740 roofing knife
- ▶ 2.5-inch length

SUPERIOR STEEL**HB1500**

Hook Blades for Carpets and Roofing - 10pcs/pack

Specifications:

- ▶ Blade Thickness: 0.024"
- ▶ Blade Length: 1-15/16"

SUPERIOR STEEL

CIRCULAR SAW BLADE

25032

Metal Cutting Carbide Tipped Saw Blade

Features:

- ▶ 10" x 32 Teeth
- ▶ 5/8" Arbor
- ▶ Max RPM 3,000
- ▶ Fast, virtually burr-free cuts
- ▶ Leaves material cool to the touch

**SUPERIOR
STEEL**



25033

Carbide Tipped Saw Blade

Features:

- ▶ 10-1/4" x 24 Teeth
- ▶ 0.078" kerf
- ▶ 5/8" Arbor with diamond knock out
- ▶ For use on regular & large 10-1/4" Skil Saws
- ▶ Fits Bosch Sawsquatch & Big Foot Saw

**SUPERIOR
STEEL**



25034

Carbide Tipped Saw Blade

Features:

- ▶ 10-1/4" x 36 teeth
- ▶ 0.078" kerf
- ▶ 5/8" Arbor with diamond knock out
- ▶ For use on regular & large 10-1/4" Skil Saws
- ▶ Fits Bosch Sawsquatch & Big Foot Saw

**SUPERIOR
STEEL**



25036

Circular Saw Blade for Cutting Stainless Steel

Features:

- ▶ 10" x 200 Teeth
- ▶ 5/8" Arbor
- ▶ 0.078" kerf
- ▶ Max RPM 1,500
- ▶ Plate Thickness: 0.078"
- ▶ Teeth Thickness: 0.078"

**SUPERIOR
STEEL**



25038

Circular Saw Blade for Cutting Non-Ferrous Metals

Features:

- ▶ 10" x 80 Teeth
- ▶ 0.11" kerf
- ▶ 5/8" Arbor
- ▶ Max RPM 6,500

**SUPERIOR
STEEL**



30066

Metal Cutting Carbide Tipped Saw Blade

Features:

- ▶ 12" x 66 Teeth
- ▶ 1" Arbor
- ▶ Max RPM 1,800

**SUPERIOR
STEEL**



35066

Metal Cutting Carbide Tipped Saw Blade

Features:

- ▶ 14" x 66 Teeth
- ▶ 0.11" kerf
- ▶ 1" Arbor
- ▶ Max RPM 1,800

**SUPERIOR
STEEL**



18542

Metal Ferrous Cutting Carbide Tipped Saw Blade

Features:

- ▶ 7-1/4" x 42 Teeth
- ▶ 5/8" Arbor
- ▶ Max RPM 3,800

**SUPERIOR
STEEL**



Blast Gates

Now professional woodworkers can create healthier work environment in their workshops with these amazing Big Horn blast gates that offer high quality at a lower price. These gates allow direct air flow only to the machine you are using improving the overall efficiency of your dust system. Keep the dust and debris away with ease.

Dust Bags

Big Horn dust bags allow carpenters to dispose of debris without creating any mess. Our product range also includes clear dust bags so you can see how much room you have left before you have to replace it. This is an economical and disposable solution for keeping your woodworking site clean and free of any mess. Dust bags are available in quantity packs as well.

Dust Collection Adapters & Fittings

Bring efficiency to your woodworking craft with Big Horn's wide range of dust collection adapters and fittings. Create a robust and effective dust collection solution in your carpentry workshop with these high quality fittings and keep your place free of any kind of wood dust and debris.

Dust Collection Hoods

Now establish a cleaner and healthier work environment with Big Horn's premium range of dust collection hoods and keep the debris out. Made of high quality ABS plastic for durability, these dust collection hoods can sustain the challenges of a demanding job while performing at benchmark levels.

Dust Collection Hoses

Now professional carpenters can shop for premium quality Big Horn PVC hoses that are reinforced with a spring steel wire helix making them an ideal product for dust and woodworking applications. These hoses also come in see through material so craftsmen can examine the dust collection system for blockages without having to pull it apart.

Hose Clamps & Hangers

Exceptional quality hose clamps and hangers from Big Horn enable craftsmen to reinforce their dust collection system so it can last long. These easy to tighten hose clamps also provide leak proof seal so you don't have to worry about leakages. High quality build and ruggedness are the features that set these products apart from the competition.



DUST COLLECTION

Keep your job sites, workshops and stations clean and tidy with high performing Big Horn dust collection items. Every product is manufactured by keeping the requirements and needs of a woodworker in mind to achieve exceptional results in terms of quality, performance and price.



ALUMINUM BLAST GATES

11336**3" Aluminum Blast Gate****Features:**

- ▶ Features a locking knob to ensure the gate is set in the desired position.
- ▶ 3" O.D, 2.65" ID
- ▶ Easy sliding gate action saves your effort and time
- ▶ Aluminum construction with steel gate

**11437****4" Self Cleaning Aluminum Blast Gate****Features:**

- ▶ Open slot at back for self-cleaning, no-clog operation
- ▶ Features a locking knob to ensure the gate is set in the desired position
- ▶ 4" O.D, 3-1/2" ID
- ▶ Easy sliding gate action saves your effort and time
- ▶ Aluminum construction with steel gate

**11436****4" Aluminum Blast Gate****Features:**

- ▶ Features a locking knob to ensure the gate is set in the desired position.
- ▶ 4" O.D, 3-1/2" ID
- ▶ Easy sliding gate action saves your effort and time
- ▶ Aluminum construction with steel gate

**11503****5" Aluminum Blast Gate****Features:**

- ▶ Features a locking knob to ensure the gate is set in the desired position.
- ▶ 5" O.D, 4-1/2" ID
- ▶ Easy sliding gate action saves your effort and time
- ▶ Aluminum construction with steel gate



PLASTIC BLAST GATES

11259**2-1/2" ABS Plastic Blast Gate****Features:**

- ▶ Durable ABS material
- ▶ Effective, hassle-free, and simple to use
- ▶ Easy sliding-gate action
- ▶ 2-1/2" O.D. and 2-1/4" I.D.

**11435****Universal Blast Gate Mount / Holder****Features:**

- ▶ Fastens to blast gate for easier operation
- ▶ Accepts gates from 2-1/2" to 6"
- ▶ Made of black ABS plastic

**11439****4" ABS Plastic Blast Gate****Features:**

- ▶ Durable ABS material
- ▶ Effective, hassle-free, and simple to use
- ▶ Easy sliding-gate action
- ▶ 4-Inch nominal end measures 3-61/64" O.D. and 3-3/4" I.D.

**11440****4" ABS Plastic Blast Gate with One Threaded End and One Quick Disconnect End****Features:**

- ▶ Allows quick connection of 4" flexible dust collection hose to one end without hose clamps
- ▶ Other side has tapered quick connection/disconnection port with ID of 4" that allows easy connection to dust port flanges with OD of 4"

**11442****4" ABS Plastic Quick Coupling / Disconnect Blast Gate****Features:**

- ▶ Standard 4" opening which allows you to clamp a standard 4" hose around it
- ▶ The other end is tapered to accept any 4" fitting or port
- ▶ Both Ports are 1.50" Deep and One Port is tapered from 3.85" to 4.00" in Outer Diameter

**11455****4" ABS Plastic Wall Mounted Blast Gate with Both Quick Disconnect Ends****Features:**

- ▶ Both Ports are tapered from 3.85" to 4.00" in Outer Diameter & 1-1/2" long to provide room to slide on hose and apply a hose clamp
- ▶ Wall mount flange molded on blast gate fitting to shut-off one dust collection line at a time
- ▶ Overall dimensions: 6-1/2" x 5-1/2" closed and 10-1/4" x 5-1/2" in open position
- ▶ Molded using ABS material for rigidity and durability



PLASTIC BLAST GATES

11456

4-Inch ABS Plastic Wall Mounted Blast Gate with One Quick Disconnect End

Features:

- ▶ One Port is tapered from 3.85" to 4.00" in Outer Diameter & 1-1/2" long to provide room to slide on hose and apply a hose clamp
- ▶ Wall mount flange molded on blast gate fitting to shut-off one dust collection line at a time
- ▶ Molded using ABS material for rigidity and durability

**11457**

4-Inch ABS Plastic Wall Mounted Blast Gate with One Threaded End and One Quick Disconnect End

Features:

- ▶ 4" port is 1-1/2" long to provide room to slide on hose and apply a hose clamp
- ▶ The 4" threaded port is perfect to screw in a wire reinforced hose and use a quick clamp



DUST COLLECTION ADAPTERS & FITTINGS

CONNECTORS (T & Y)

11256

2-1/2" Y Fitting

Features:

- ▶ Accepts 2-1/2" dust hose
- ▶ Allows dual output setups for dust collectors
- ▶ Molded using ABS material for rigidity & durability

**11300**

3" T Fitting

Features:

- ▶ Accepts 3" dust hose
- ▶ Allows dual output setups for dust collectors
- ▶ Molded using ABS material for rigidity & durability

**11306**

3" Y Fitting

Features:

- ▶ Accepts 3" dust hose
- ▶ Allows dual output setups for dust collectors
- ▶ Molded using ABS material for rigidity & durability

**11400**

4" T Fitting

Features:

- ▶ Accepts 4" dust hose
- ▶ Allows dual output setups for dust collectors
- ▶ Molded using ABS material for rigidity & durability

**11403**

4" x 2-1/2" Y-Connector

Features:

- ▶ Like standard "Y" fittings, this fitting will reduce your branch off down to 2-1/2"
- ▶ Allows dual output setups for dust collectors
- ▶ Molded using ABS material for rigidity & durability

**11406**

4" Y Fitting

Features:

- ▶ Accepts 4" dust hose
- ▶ Allows dual output setups for dust collectors
- ▶ Molded using ABS material for rigidity & durability

**11508**

5" x 4" x 4" Y Adapter

Features:

- ▶ Reduce your branch offs down to 4"
- ▶ Molded using ABS material for rigidity & durability

**11603**

6" x 4" x 4" Y Adapter

Features:

- ▶ Reduce your branch offs down to 4"
- ▶ Molded using ABS material for rigidity & durability



Note: Hose Clamps are required for proper connection.

ELBOWS

11251

2-1/2" - 45 Degree Elbow

Features:

- ▶ Helps prevent kinking the hose to maximize air flow
- ▶ Molded using ABS material for rigidity & durability

**11252**

2-1/2" - 90 Degree Elbow

Features:

- ▶ Helps prevent kinking the hose to maximize air flow
- ▶ Molded using ABS material for rigidity & durability

**11312**

3" - 90 Degree Elbow

Features:

- ▶ Helps prevent kinking the hose to maximize air flow
- ▶ Molded using ABS material for rigidity & durability

**11410**

4" - 45 Degree Elbow

Features:

- ▶ Helps prevent kinking the hose to maximize air flow
- ▶ Molded using ABS material for rigidity & durability

**11412**

4" - 90 Degree Elbow

Features:

- ▶ Helps prevent kinking the hose to maximize air flow
- ▶ Molded using ABS material for rigidity & durability

**11433**

4-5/8" - 90 Degree Flanged Elbow

Features:

- ▶ Helps prevent kinking the hose to maximize air flow
- ▶ Molded using ABS material for rigidity & durability

**Note:** Hose Clamps are required for proper connection.

REDUCERS

11125

1-1/4" Threaded Rubber Connector

Features:

- ▶ Rubber hose cuffs thread onto outside of hose & strength easily onto oversize fittings

**11133**

2-1/2" Wet/Dry Vacuum Cleaner Adapter

Features:

- ▶ Adapts 2-1/2" dust hose on your 2-1/4" shop vacuum
- ▶ Molded using ABS material for rigidity & durability

**11135**

1-1/2" Threaded Rubber Connector

Features:

- ▶ Rubber hose cuffs thread onto outside of hose & strength easily onto oversize fittings

**11253**

2-1/2" x 1-1/4" Adapter

Features:

- ▶ Connects 2-1/2" hose to 1-1/4" hose
- ▶ Molded using ABS material for rigidity & durability

**11255**

2-1/2" x 1-1/2" Adapter

Features:

- ▶ Connects 2-1/2" hose to 1-1/2" hose
- ▶ Molded using ABS material for rigidity & durability

**11318**

3" x 2" Adapter

Features:

- ▶ Used to connect 3" hose to 2" hose
- ▶ Molded using ABS material for rigidity & durability



REDUCERS

11321**3" x 2-1/2" Adapter****Features:**

- ▶ Used to connect 3" hose to 2-1/2" hose
- ▶ Molded using ABS material for rigidity & durability

**11415****4" Threaded Quick Adapter****Features:**

- ▶ Use to connect a 4" hose to any 4" accessory
- ▶ Molded using ABS material for rigidity & durability

**11418****4" x 2-1/2" Threaded Quick Adapter****Features:**

- ▶ Reduce from 4" hose to 2-1/2" Hose
- ▶ Molded using ABS material for rigidity & durability

**11427****4" x 2-1/2" Adapter****Features:**

- ▶ Used to connect 4" hose to 2-1/2" hose
- ▶ Molded using ABS material for rigidity & durability

**11431****4" x 2" Reducer - Dust Hose****Features:**

- ▶ Length: 3-1/4"
- ▶ Outer diameter: 4" x 2"
- ▶ Molded using ABS material for rigidity & durability

**11447****4" x 2-1/2" Adapter****Features:**

- ▶ Use to connect 4" hose to 2-1/2" hard fitting
- ▶ Molded using ABS material for rigidity & durability

**11402****4" Wet/Dry Vacuum Cleaner Adapter****Features:**

- ▶ Connect 4" hose to 2-1/4" vacuum cleaner accessories
- ▶ Molded using ABS material for rigidity & durability

**11416****4" Quick Adapter Threaded Splicer****Features:**

- ▶ Use to connect a 4" hose to any 4" accessory
- ▶ Molded using ABS material for rigidity & durability

**11419****4" x 2-1/2" Threaded Flange Quick Coupler****Features:**

- ▶ Reduce from 4" hose to 2-1/2" Hose
- ▶ Tapered male end for press-on fit
- ▶ Molded using ABS material for rigidity & durability

**11429****4" x 2-1/4" Eccentric Reducer****Features:**

- ▶ Reduce from 4" hose to 2-1/4" hose
- ▶ Molded using ABS material for rigidity & durability

**11445****4" x 3" Reducer****Features:**

- ▶ Use to connect 4" hose to 3" hard fitting
- ▶ Molded using ABS material for rigidity & durability

**11448****4" x 2-1/4" Tapered Adapter****Features:**

- ▶ Connects 4" hose to 2-1/4" hose
- ▶ Molded using ABS material for rigidity & durability



REDUCERS

11450

4" x 2" Tapered Reducer

Features:

- ▶ 4" and 2" outside diameter
- ▶ Dimensions: Height 4-1/2" x depth 4-1/4"
- ▶ 4" end connects to standard 4" dust collection hose

**11500**

5" x 4" Adapter

Features:

- ▶ Use to connect different size dust hoses
- ▶ Molded using ABS material for rigidity & durability

**11515**

5" x 4" Thread Quick Adapter

Features:

- ▶ Use to connect 4" hose to any 5" accessory
- ▶ Molded using ABS material for rigidity & durability



Note: Hose Clamps are required for proper connection.

STEP ADAPTERS

11269

Stepped Hose Adapter

Features:

- ▶ Made of flexible rubber
- ▶ OD fits 1-1/4", 1-1/2", 2-1/2"
- ▶ ID fits 1", 1-1/4", 1-1/2", and 2"
- ▶ Molded using ABS material for rigidity & durability

**11449**

4"x 1" Stepped Adapter

Features:

- ▶ Tapered from 4" OD to 1" OD
- ▶ Flat portions are 4", 3", 2-1/2" and 1"
- ▶ Molded using ABS material for rigidity & durability

**11600**

6" x 1" Universal Adapter

Features:

- ▶ Fits 6", 5", 4", 3", 2-1/2", 2", and 1" OD
- ▶ Adapts to the size needed to fit your machine port or smaller hose



Note: Hose Clamps are required for proper connection.

Note: Hose Clamps are required for proper connection.

SPLICERS

11261

2-1/2" Clear Coupling

Features:

- ▶ Use with 2-1/2" T and Y fittings
- ▶ Use with 2-1/2" blast gates
- ▶ Use to fasten 2-1/2" fittings together

**11309**

3" Splice

Features:

- ▶ Use to hold 3" hoses together
- ▶ Helps you utilize shorter pieces of hose
- ▶ Molded using ABS material for rigidity & durability

**11409**

4" Splice

Features:

- ▶ Use to connect two 4" diameter hoses
- ▶ Molded using ABS material for rigidity & durability

**11421**

4" Plastic Coupling

Features:

- ▶ Use with splices, elbows, Y's T's
- ▶ Replaces JET JW1043
- ▶ Molded using ABS material for rigidity & durability



SPLICERS

11424

4" Quick Disconnect

Features:

- ▶ Tapered on one end
- ▶ One end designed to accept hose
- ▶ Molded using ABS material for rigidity & durability



11425

4" Threaded Rubber Connector

Features:

- ▶ Use to join 4" hose to 4" machine port
- ▶ Threaded end accepts 4" hose



11426

4" PVC Pipe Adapter

Features:

- ▶ Use to connect 4" PVC to standard 4" dust collection fittings
- ▶ Fits thin wall sewer drain pipe



Note: Hose Clamps are required for proper connection.

MISCELLANEOUS

11222

2-1/4" Short Wet/Dry Vacuum Cleaner Nozzle

Features:

- ▶ Fits on 2-1/4" vacuum fittings
- ▶ 6" length allows it to be used where others won't fit



11420

4" Plastic End Cap

Features:

- ▶ Use to shut air flow off where not needed
- ▶ It's made of polypropylene



11490

4" Spherical 360 Deg Swivel Ball Joint

Features:

- ▶ Outer diameter: 4"
- ▶ Dimensions: Height 5-1/4" x depth 7"
- ▶ Swivel joint provides flexibility in duct layout



Note: Hose Clamps are required for proper connection.

DUST COLLECTION KITS

11650

2-1/2" Hold Tite Hose Fitting Set

Features:

- ▶ Ideal for band saws, router tables, scroll saws, drill presses and more
- ▶ Made of tough Propylene



11652

4" Hold Tite Hose Fitting Set

Features:

- ▶ Ideal for band saws, router tables, scroll saws, drill presses and more
- ▶ Made of tough Propylene



DUST COLLECTION KITS

11653**Cyclone Dust Collector****Features:**

- ▶ No more messing with filters
- ▶ Allows you to save both time and your shop vac

**11660****4" Wand Kit-Dust Collector****Features:**

- ▶ Turn your stationary dust collector into a vacuum cleaner



DUST COLLECTION HOODS / PORTS

11100**14" x 14" Hood****Features:**

- ▶ 4" outlet
- ▶ Molded using ABS material for rigidity & durability
- ▶ Adapts to mount under the blade on most contractor type saws with open stands

**11103****12" x 12" Hood****Features:**

- ▶ 4" outlet
- ▶ Molded using ABS material for rigidity & durability
- ▶ Adapts to mount under the blade on most contractor type saws with open stands

**11106****8-1/2" x 10-1/4" Dust Hood****Features:**

- ▶ 4" outlet
- ▶ Molded using ABS material for rigidity & durability
- ▶ Adapts to mount under the blade on most contractor type saws with open stands

**11109****8" x 8" Joiner Hood****Features:**

- ▶ 4" outlet
- ▶ Molded using ABS material for rigidity & durability
- ▶ Adapts to mount under the blade on most contractor type saws with open stands

**11112****6" Joiner Hood****Features:**

- ▶ 4" outlet
- ▶ Molded using ABS material for rigidity & durability
- ▶ Adapts to mount under the blade on most contractor type saws with open stands

**11118****4" x 10" Dust Hood****Features:**

- ▶ Port measures 4"
- ▶ Hood measures 10" across
- ▶ Molded using ABS material for rigidity & durability

**11115****24" Floor Sweep 4" Port****Features:**

- ▶ Bottom measures 24" across
- ▶ Back measures 19" across
- ▶ Sides measure 7"
- ▶ Port measures 4"

**11142****5 Gal Cyclone Dust Sep w/Elbow****Features:**

- ▶ Create healthier work environment
- ▶ Converts your single stage dust collector into a 2-stage unit



DUST COLLECTION HOODS / PORTS

11250**2-1/2" Dust Port****Features:**

- ▶ Use with 2-1/2" hose
- ▶ Inside diameter accepts 2-1/4" shop vac connector

**11262****2-1/2" Triangle Connector****Features:**

- ▶ Fits into corners
- ▶ Accepts 2-1/2" hose
- ▶ Use with router and table saw fences

**11428****4" Dust Port/4 Mounting Holes****Features:**

- ▶ Use with 4" hose
- ▶ Use on machines such as joiners and band saws
- ▶ Molded using ABS material for rigidity & durability

**11430****4" Universal Dust Port****Features:**

- ▶ Use with 4" hose
- ▶ Predrilled for easy attachment
- ▶ Molded using ABS material for rigidity & durability

**11432****4" Round Dust Port****Features:**

- ▶ Use with 4" hose
- ▶ Molded using ABS material for rigidity & durability
- ▶ Use on machines such as joiners and band saws

**11121****Lathe Dust Hood****Features:**

- ▶ Lathe dust collection is now easy
- ▶ Clear hood for easy viewing
- ▶ Fits many style lathes

**11124****4" Little Gulp Dust Hood****Features:**

- ▶ Dust control hood with 13-1/2" x 7-1/4" opening has 4" outlet
- ▶ Molded using ABS material for rigidity & durability

**11136****Big Gulp Dust Hood****Features:**

- ▶ Huge 13" by 16" opening
- ▶ 4" port makes it easy to connect to any dust collection system
- ▶ Molded using ABS material for rigidity & durability

**11137****Dust Collection Separator - Drum Lid****Features:**

- ▶ Converts your single stage dust collector into a 2-stage unit
- ▶ Use with standard 30-gallon trash can
- ▶ Accepts 4" hose

**11401****Dust Hood 4-1/2" x 9-1/2"****Features:**

- ▶ Use with 4" hose
- ▶ Excellent choice for locations where a smaller, rectangular dust hood is needed



DUST COLLECTION HOSES

VAC-U-FLEX HOSES

Features:

- ▶ High strength fiber reinforced PVC cover
- ▶ Application includes dust collection, exhaust, ventilation, material handling



Model	Size	Material
11183	1-1/4" x 10'	PVC
11193	1-1/2" x 10'	PVC

VAC-U-FLEX HOSES (CLEAR WITH BLACK HELIX)

Features:

- ▶ Clear PVC with black plastic helix
- ▶ Easy to see obstructions
- ▶ Smooth interior for better flow



Model	Size	Material
11283	2" x 10'	Clear PVC
11292	2-1/2" x 20'	Clear PVC
11293	2-1/2" x 10'	Clear PVC
11492	4" x 20'	Clear PVC
11493	4" x 10'	Clear PVC

CLEAR FLEX HOSES

Features:

- ▶ Made of clear PVC with a helix of heavy gauge wire
- ▶ Ideally suited for dust collection system




Model	Size	Material
11291	2-1/2" x 50'	Clear PVC
11294	2-1/2" x 20'	Clear PVC
11295	2-1/2" x 10'	Clear PVC
11491	4" x 50'	Clear PVC
11494	4" x 20'	Clear PVC
11495	4" x 10'	Clear PVC

DUST COLLECTION HOSES

ADJUST-A-FLEX HOSES

Features:

- ▶ Compresses to approx 12", stretches to more than 3ft.
- ▶ Ideal where conventional hose cannot be used
- ▶ Twist, bend, expand or contract - it holds its shape

	Model	Size	Material
	11298	2-1/2" x 39"	Polypropylene Plastic
	11498	4" x 39"	Polypropylene Plastic

11750

Grounding Kit For Dust Collection System

Features:

- ▶ Ground your system against electrical charge buildup
- ▶ 50 feet of Copper Wire
- ▶ 5 Wire Nuts
- ▶ 2 Grounding Bolts
- ▶ 2 Wire Connectors



HOSE CLAMPS & HANGERS

DOUBLE WIRE HOSE CLAMPS

Features:

- ▶ Connect hose to blast gates, fittings & dust hoods
- ▶ Ideal for industrial or home use
- ▶ Convenient to use, simply release and tighten the screw to adjust the clamp diameter

5 PACK

Model	Size
11720PK	2"
11725PK	2-1/2"
11730PK	3"
11740PK	4"

KEY HOSE CLAMPS

Features:

- ▶ Key handle allows for tool free tightening
- ▶ Durable & corrosion resistant

5 PACK

Model	Size
11721PK	2"
11726PK	2-1/2"
11741PK	4"

HOSE CLAMPS & HANGERS

BRIDGE HOSE CLAMPS

Features:

- ▶ Bridge design allows more pressure against the body of the hose
- ▶ Narrow design positions seals it to fitting better than wider ones
- ▶ Key handle allows for tool free tightening
- ▶ Durable & corrosion resistant

5 PACK 	Model	Size	Style
	11712PK	2-1/2"	Right Hand
5 PACK 	11714PK	4"	Right Hand
	11752PK	2-1/2"	Left Hand
	11754PK	4"	Left Hand
	11721PK	2"	Left Hand

BAND CLAMPS

Features:

- ▶ Attach dust bag to dust collection machine
- ▶ Efficient, spring-pressured latch effectively seals your dust bag onto your dust collector

	Model	Size
	11774	19"
	11775	14"
	11777	20"

PLASTIC HOSE HANGERS

Features:

- ▶ Designed to stand up against the abrasive nature of saw dust & wood fiber

6 PACK 	Model	Size
	11729PK	2-1/2"
	11749PK	4"

11742PK

4" Hose Clamp, Flat Style

Features:

- ▶ Flat style to connect hose to blast gates, fittings & dust hoods

**5 PACK****11748PK**

4" J-HOOK

Features:

- ▶ Hang from floor joists
- ▶ Hang along wall
- ▶ 6 Predrilled mounting holes
- ▶ Comes with mounting screws

**5 PACK**

DUST COLLECTORS

DC1000**1 HP Wood Dust Collector****Features:**

- ▶ Motor amp draw: 110V - 7Amps
- ▶ Bag volume: 2.0 cubic feet
- ▶ Standard bag filtration: 30 Micron
- ▶ Air suction capacity: Approx. 500 CFM

**DC1500****1.5 HP Wood Dust Collector****Features:**

- ▶ Motor amp draw: 110V - 11Amps
- ▶ Filtration bag Volume: 8.3 cubic feet
- ▶ Air suction capacity: Approx. 1,250 CFM
- ▶ Standard bag filtration: 30 Micron
- ▶ Fan diameter: 11"

**DC1700****Portable Air Cleaner/Dust Collector 3 Fan Variable Speed****Features:**

- ▶ Main filter area (sq ft): 6
- ▶ Filter specification: 40% @ 1 Micron
- ▶ Voltage: 110V
- ▶ Phases: 1
- ▶ Max airflow through collector: 720 CFM
- ▶ Running amps: 1.29 @ 110V

**DC2000****2 HP Wood Dust Collector 220V****Features:**

- ▶ Motor amp draw: 220V - 9Amps
- ▶ Bag volume: 8.3 cubic feet
- ▶ Air suction capacity: Approx. 1,500 CFM
- ▶ Standard bag filtration: 30 Micron

**DC1700FW****Reusable Dust Collector Filter for DC1700****Features:**

- ▶ Metal housing

**DC1700F****Disposable Dust Collector Filter for DC1700****Features:**

- ▶ Plastic housing

**DC3000****3 HP Wood Dust Collector****Features:**

- ▶ Motor amp draw: 220V - 12Amps
- ▶ Air suction capacity: Approx. 1900 CFM
- ▶ Bag volume: 10.8 cubic feet
- ▶ Standard bag filtration: 30 Micron

**DC5000****5 HP Wood Dust Collector****Features:**

- ▶ Motor amp draw: 220V - 18Amps
- ▶ Air suction capacity: Approx. 2760 CFM
- ▶ Bag volume: 14.1 cubic feet
- ▶ Standard bag filtration: 30 Micron

**DC2000A****2 HP Wood Dust Collector 110V****Features:**

- ▶ Motor amp draw: 110V - 18 Amps
- ▶ Filtration bag volume: 8.3 cubic feet
- ▶ Air suction capacity: Approx. 1,500 CFM
- ▶ Standard bag filtration: 30 Micron



DUST COLLECTION / FILTER BAGS

DUST FILTER BAGS**11760**

Fits: Oasis DC1000 & similar
1 HP Dust Collectors



Model	Diameter	Height	Micron
11760	13-1/2"	24"	30

11765:

Replaces: JET 708698,

Fits: Oasis DC2000, DC2000A,
DC3000, DC5000



Model	Diameter	Height	Micron
11761	15"	23.5" x 24"	1
11763	14"	23" x 24"	1
11765	20"	31" x 31.5"	1

DUST FILTER BAGS

Fits: most 19.5" & 20" Dia

11766, 11767, 11768 & 11769:

Fits: Oasis DC2000, DC2000A,
DC3000, DC5000

11766 & 11768:

Replaces:

Jet 708698, 708639RC,
Delta 50-760, 50-761



Model	Diameter	Height	Micron
11766	20"	32"	30
11767	20"	47"	30
11768	20"	32"	5
11769	20"	47"	5

**DISPOSABLE PVC CLEAR PLASTIC
4 MIL (0.004") THICK DUST
COLLECTION BAGS**

11781, 11789:

Fits: Oasis DC2000,
DC2000A, DC3000, DC5000

11785:

Replaces: Powermatic 1791087


11781:

Replaces: Delta 50-891



5 PC/PACK
Fits most Dust Collectors

Model	Diameter	Width x Height
11778	14"	22" x 32"
11781	20"	32" x 42"
11785	16.5"	26" x 47"
11789	19.5"	30.5" x 33"



Woodworking Hand Tools

Bring versatility and enhancement to your crafts with Big Horn's variety of woodworking accessories and be proud of the amazing results achieved. It doesn't matter if you are an amateur DIY or a professional veteran, Big Horn's products will cater you equally well.

Bevels / Striking Knife

With hardened steel blade, ergonomic hardwood handle and sharpened edge, Big Horn bevels and striking knives are amazing tools to carve and cut out wood. Blades are dipped in lacquer to prevent any rusting making them a long lasting tool.

Pick Up Tools

Picking small things up like diamonds, miniature screws and bolts with fingers never ends up in an optimal work flow. That's why Big Horn offers a range of pick up tools such as tweezers and prongs so you can pick and hold tiny things easily while maintaining your focus on the job.

Pin Vises

With heavy knurled body and amazing finish, Big Horn's range of premium quality pin vises presents a great solution for holding small items such as small tools, rods, wires, taps etc. Now you can keep your focus on the real job as Big Horn's vise does the holding job.



HAND TOOLS

In the age of power tools, few tasks are still better done manually and at Big Horn we get it. Now buy a range of woodworking hand tools manufactured for the perfectionists bearing supreme build quality and lasting durability. Achieve the satisfaction that you never could with the machines.



PICK UP TOOLS

19218

Mini Pick-Up Tool (4 Prong)

Features:

- ▶ Length: 1.5"
- ▶ Chrome plated knurled body
- ▶ Ideal tool for picking & holding small items

**19219**

Standard Pick-Up Tool (4 Prong)

Features:

- ▶ Great for picking up those small hard to grip items

**19221**

Pointed Tweezer

Features:

- ▶ Light tension
- ▶ Pointed tip
- ▶ 7" long

**19222**

2 Pcs. Tweezer Set With Fiber Grip

Features:

- ▶ 2 Pcs. Fiber grip tweezer set
- ▶ Great for picking up those small hard to grip items


**19315**4 Pcs. Dental Pick Set
Stainless Steel

Features:

- ▶ Double-ended steel dental picks

Dimensions:

- 6" x 3/8" x 1/4"
- 6-1/4" x 3/8" x 1/4"
- 5-3/4" x 1/2" x 1/4"
- 6" x 3/8" x 1/4"



PIN VISES

19200

Micro 61-80 Drill Set

Includes

- ▶ 20 Pcs. set tiny HSS drill bits numbered sizes # 61-80 (0.343mm - 0.991mm / 0.014" - 0.039")

**19226**Micro Drill Bit Set
and Pin Vise Combo

Features:

- ▶ 20 Pcs. set tiny HSS drill bits numbered sizes # 61-80 (0.343mm - 0.991mm / 0.014" - 0.039") with pin vise

**19224**

Double Ended Pin Vise

Features:

- ▶ Length: 3-5/8"
- ▶ Used in model making, electronics and jewelry repair
- ▶ Adjustable collet is made from hardened steel

**19231**

4 Pcs. Pin Vise Set

Features:

- ▶ Heavy knurled body
- ▶ Collets grips firmly when screw chuck is tightened

**19225**Wooden Handle for Needle
Files with Steel Quick Locking Chuck

Features:

- ▶ Overall Length: 5-1/8"
- ▶ 4" long wood handle
- ▶ Fits 5-1/2" needle files
- ▶ Great for use with needle files up to 0.125" OD



Specifications:

- ▶ Includes 3-3/8", 3-5/8", 3-3/4" & 4-1/4" pin vises
- ▶ Capacity: 0 to 0.04", 0.031" to 0.06", 0.052" to 0.125", 0.120" to 0.192"
- ▶ Length: 3.5"

FORCEPS - HEMOSTATS - SPLINTERS

19082

All Purpose Mini Stainless Steel Pocket Splinter Precision Expert Tweezer

Features:

- ▶ Precision-ground points provides pin-point gripping
- ▶ Easier, more precise handling & control

**19074**

Sliver Gripper Tweezers

Features:

- ▶ Made from springtempered stainless steel for maintaining perfect alignment
- ▶ Precision ground points
- ▶ Pin-point gripping

**19075**

Sliver Gripper Tweezer with Keychain Clip

Features:

- ▶ Precision-ground points provide pin-point gripping
- ▶ Made from springtempered stainless steel for maintaining perfect alignment
- ▶ Easier, more precise handling and control
- ▶ Complete with convenient key chain holder

**19085 (5")****19087 (8")**

Self-Locking Straight Kelly Hemostat Forceps - Stainless Steel

Features:

- ▶ Finely-serrated jaws hold work material with secure non-slip grip
- ▶ Thin, tapered tip for superior access in tight fits; traditional thumb-and-finger ring handle




TAPS AND DIES

19281

3 Pcs. Solid Jaw Tap Wrench Set

Features:

- ▶ General purpose tap wrench used in hand tapping operations
- ▶ M1 - M4 (1/16" - 5/32"), M4 - M8 (5/32" - 1/4"), M6 - M12 (1/4" - 1/2")

**19264**

40 Pcs. Metric Tap & Die Set

Features:

- ▶ Heat treated and hardened
- ▶ Precision ground
- ▶ Carbon steel construction

**19265**

40 Pcs. SAE Tap & Die Set

Features:

- ▶ Heat treated and hardened
- ▶ Precision ground
- ▶ Carbon steel construction



PUNCH

19230

Automatic Center Punch



Features:

- ▶ Great for punching, marking and staking most metals
- ▶ Used by carpenters & craftsmen to start nail & screw holes
- ▶ Provides accurate center punches to prevent drill bits from traveling

19277

9 Pcs Roll Pin Punch Set

Features:

- ▶ Heat-treated, high-carbon steel construction for rugged strength
- ▶ Great for machine, small equipment and gun repair/maintenance
- ▶ Designed for driving out or inserting hollow pins or springs
- ▶ Use for fast and safe removal of pins
- ▶ Perfect for gun maintenance and repair
- ▶ Includes roll up storage pouch

19237

Revolving Punch Pliers

Features:

- ▶ Made of plated steel with 6 tapered and hollow, hardened steel punches



Sizes Includes:

1/16" x 2-3/4", 5/64" x 3-1/4",
3/32" x 3-1/2", 1/8" x 4",
5/32" x 4-1/2", 3/16" x 4-3/4",
7/32" x 5", 1/4" x 5-1/2",
5/16" x 6-1/4"

PERSONAL PROTECTIVE EQUIPMENT & WORK GEARS

WORK GEARS

19477

Tool Belt Apron

Features:

- ▶ Keep all your essential tools readily accessible while working
- ▶ Waist strap adjusts between the range of 26" to 50" & features quick release buckle
- ▶ Comes with 2 heavy duty hammer loops, 5 large pockets, & 8 small slots to keep everything organized & accessible
- ▶ Made of durable canvas material

**19489**

Broad Shoulder Apron

Features:

- ▶ Shoulder straps feature wider dimensions for better weight distribution to give you enhanced comfort.
- ▶ Waist strap adjusts between the range of 26" to 50" and features quick release buckle
- ▶ Comes with 2 heavy duty hammer loops, 6 large pockets, and 11 small slots to keep everything organized and accessible



PERSONAL PROTECTIVE EQUIPMENT

Economy Double Pull Elastic Back Support Belt with Adjustable Shoulder Straps
40150-S (Small)**40150-M (Medium)****40150-L (Large)****40150-XL (Extra Large)**

Features:

- ▶ High quality back support belt; Used for work, sports & everyday activities to provide support & reduce unwanted twisting of the spine

6 Inch Nylon Weightlifting / Back Support Belts**40152-M (Medium)****40152-L (Large)****40152-XL (Extra Large)**

Features:

- ▶ Provide safe protection for the waist. Commonly used by people suffering from back pain, lower back and lumbar pain, sciatica, tendonitis, stiff or sore muscles

RESCUE KNIVES

4-1/2" Duck-USA Commandos Metal Handle Tactical Stainless Steel Serrated Spring Assisted Folding Knives with Pocket Clip & Handle

Features:


- ▶ Blade is made of reliable Black Oxide Stainless Steel with an aluminum handle
- ▶ This sharp blade is built to last. The fine edge will pierce through anything
- ▶ The belly is perfect for precision slicing while the serrations will let you cut through harder material quickly and easily
- ▶ Deploy the sharp semi serrated SWAT blade to cut through cardboard, rope, wood, fish, fishing line, deer, seatbelt, etc.
- ▶ Spring Assisted Half Serrated Stainless-Steel Blade
- ▶ Perfect for Rescue, Self Defense, Hunting, Survival, Fishing, Hiking, Camping, Climbing

	Part#	Overall Length	Blade Length	Handle Length	Blade Material	Handle Material	Handle Color	Blade Color
	SS733	7-3/4"	3-1/4"	4-1/2"	Black Oxide Stainless Steel	Aluminum	Black	Black
	SS734	7-3/4"	3-1/4"	4-1/2"	Black Oxide Stainless Steel	Aluminum	Blue	Black
	SS735	7-3/4"	3-1/4"	4-1/2"	Black Oxide Stainless Steel	Aluminum	Red	Black

4-1/2" Professional Semi-Arch Pruning Knife with Wooden Handle

Features:

- ▶ Pruner is an excellent knife for outdoor use especially when cutting rope or fishing net
- ▶ Due to the shape and cutting ability of this knife it gives a clean cut every time
- ▶ Great pocket knife for projects around the house and outdoors
- ▶ Ideal for cutting carpet or linoleum due to its ability to create long cuts


	Part#	Overall Length	Blade Length	Handle Length	Blade Material	Handle Material	Finish	Lock
	SS736	8"	3-1/2"	4-1/2"	Stainless Steel	Wood	Satin	Slip-Lock

RESCUE KNIVES

5" Famous Folding Hunter Knife with Genuine Leather Sheath

Features:



- ▶ Stainless Steel Clip Blade has excellent strength, edge retention and is corrosion resistant
- ▶ The Clip blade has a very sharp controllable point, and is good for detail work, piercing and slicing
- ▶ Easy to open with a nail notch on the blade. The lock-back mechanism locks the blade open for reliable strength and safety while you work
- ▶ Includes a Genuine High Quality Protective Leather Sheath with Snap Fastener. The integrated belt loop allows for safe and secure carry on your belt for easy access
- ▶ Camping, Hiking, Backpack, Bush crafting, Hunting & Fishing, Military & Army needs, Outdoor & DIY Activities, Survival, Self Defense, Emergencies.

	Part#	Overall Length	Blade Length	Handle Length	Blade Material	Handle Material	Case	Lock
	SS737	9"	4"	5"	Polished 440 Stainless Steel	Real Bone Tooled Real Leather	Cutom Hand Tooled Real Leather	Lock Back

4-1/2" Tactical Spring Assisted Folding Pocket Knife with Seatbelt Cutter & Glass Breaker Tip with Firefighter Log

Features:

- ▶ Stainless steel blade fortified with added alloys to resist and prevent corrosion in even the worst conditions
- ▶ Belt clip attached to carry on your side every day. Also, a great knife to keep in your glove compartment or throw in your bug out bag. Don't be caught without it
- ▶ Liner lock keeps fingers and hands safe. Simply push the metal piece in the middle of the knife to the side to safely close the knife and protect the blade
- ▶ Sleek design for easy transport
- ▶ Seat belt cutter and steel tip to break glass in case of emergency. To break glass hit the steel tip toward the edge of a window, not the center where the glass has more flex
- ▶ Perfect for a handyman, firefighter, police officer, first responder, camper, hiker, hunter, SOG enthusiast, or soldier

	Part#	Overall Length	Blade Length	Handle Length	Blade Material	Handle Material	Handle Color	Blade Color
	SS738	8"	3-1/2"	4-1/2"	Stainless Steel	Aluminum	Red	Black
	SS739	8"	3-1/2"	4-1/2"	Stainless Steel	Aluminum	Blue	Black

ROOFING KNIFE & BLADES

RK740

Roofing Utility Knife 7"

Features:

- ▶ Heavy-duty metal construction
- ▶ Cuts roofing material and shingles
- ▶ Adjustable blade depth
- ▶ Safe storage of blades in handle
- ▶ Comes with one blade

**SUPERIOR
STEEL****RK741**Roofing Knife Butterfly Replacement
Blades- 5 Blades/Pack

Features:

- ▶ Heavy Duty Carbon Steel
- ▶ Cuts all rolled and shingles
- ▶ Replacement blades for RK740 roofing knife
- ▶ 2.5-inch length

**SUPERIOR
STEEL****HB1500**Hook Blades for Carpets
and Roofing - 10pcs/pack

Specifications:

- ▶ Blade Thickness: 0.024"
- ▶ Blade Length: 1-15/16"

**SUPERIOR
STEEL**

IMPACT SCREWDRIVER & BIT SET

SB4040 Pcs Hex, Spline & Torx Bit
Set with 1/2" & 3/8" Drive
Socket Adapter

Specifications:

- ▶ Material: 6150 CRV Steel
- ▶ High Quality / Durable
- ▶ Metal Case
- ▶ Case Dimensions: 12.5" x 6" x 1"



Includes:

- ▶ 40 Pcs Bit Set Hex Star Spline
- ▶ 1 x 3/8" Drive Adapter
- ▶ 1 x 1/2" Drive Adapter
- ▶ 7 Pcs Hex Bits Short 4, 5, 6, 7, 8, 10 & 12 (30mm Long)
- ▶ 7 Pcs Hex Bits Long 4, 5, 6, 7, 8, 10 & 12 (75mm Long)
- ▶ 7 Pcs Star Bits Short T- 20, 25, 30, 40, 45, 50, 55 (30mm Long)
- ▶ 7 Pcs Star Bits Long T- 20, 25, 30, 40, 45, 50, 55 (75mm Long)
- ▶ 5 Pcs Spline Bits Short M-5, 6, 8, 10 & 12 (30mm Long)
- ▶ 5 Pcs Spline Bits Long M-5, 6, 8, 10 & 12 (75mm Long)

SDI-1313 Pcs 1/2" Drive 8mm Hex
Hand Impact Screwdriver
Philips Flat Hex Bits Socket
Set with Metal Box

Features:

- ▶ Made of high quality chrome vanadium steel (CR-V), anti-corrosion and rust-resistant, durable and reliable to use
- ▶ There is an anti-slip handle with chrome plated finished processing, you can feel comfortable to grip it
- ▶ 13 Pcs bits all compactly organized in a pocket-sized carry case, you can bring it to anywhere.
- ▶ It's an ideal tool for machinery / cars / motorcycle / door lock repair etc
- ▶ Can convert the hammer momentum into the torque screwdriver, will take out the screws easily



Bits Specification:

- ▶ Philips: P1, P2, P3, P4 x 2 - Length: 1-3/8"
- ▶ Flat: 3/16", 5/16", 1/4", 3/8" - Length: 1-3/8"
- ▶ Hex: 5/32", 3/16", 1/4", 5/16" - Length: 1-3/8"

MISCELLANEOUS

19228

Tripod Adapter 5/8"-11
Female to 1/4"-20 Male

Features:

- ▶ Aluminum adapter to convert a standard tripod thread of 5/8"-11 to a 1/4"-20 threads

**19260**

3" Bench Block

Features:

- ▶ Hardened and ground knurled body provides a firm grip
- ▶ Recessed base for a light weight block

**19261**

Repairman Taper Reamer 1/8" to 5/8"

Features:

- ▶ 7 flutes for smooth bores
- ▶ Removable handle for compact storage
- ▶ Reams holes from 1/8" to 5/8"

**HD-1270**

Manual Cable & Wire Stripper
with Extra Bits

Features:

- ▶ Strip wires including Romex, square, parallel and triangle insulation
- ▶ Accommodate wires ranging from 24 AWG to 7/8"
- ▶ Independently adjustable blade and rollers





Gauges

Introduce pin point accuracy to your craft with Big Horn's collection of premium gauges that serve a range of applications and include drill gauges, radius gauges, screw pitch gauges, sheet plate gauges and sheet metal bore gauges. Bring the high level of precision to your crafty work with these amazing products.

Calipers & Micrometers

With Big Horn's range of high quality calipers, accuracy and precision are just at a hand's stretch. Get best results out of your woodworking crafts using Big Horn's well-designed and well-engineered calipers. Our products include outside and inside calipers that are very useful measurement taking tools for oddly shaped materials.

Engineer Squares

When it is time to target absolute accuracy in demanding projects, Big Horn's dynamic variety of precision squares stands out in the competition. Designed, engineered and manufactured for pin point accurate results, these engineer squares amaze with their consistent and reliable performance for many years.

Jigs & Gauges

Bring diversity to your craft with Big Horn's dynamic range of jigs and gauges that can be used for diverse applications. Reinforce the quality and effectiveness of your project with taper, drawing, jointer setting, planer knife setting, water stone holding, drawer slide, pin jigs and more.



MARKING & MEASURING

Bring in the accuracy and precision in your craft with Big Horn's wide range of marking and measuring tools. Designed and manufactured to perfection while maintaining highest quality standards. Calipers, protractors, engineer squares, gauges and tapes – it's all here. Achieve the results that last.



Marking Knives & Marking Gauges

Big Horn's range of marking knives and gauges is guaranteed to improve the standards of any woodworker's craft. These high quality tools bring precision and accuracy to the jobs where it is needed most. Handymen can trust Big Horn to deliver the right combination of quality, performance and price every time everywhere.

Rulers, Protractors & Center Finders

Measurements form a big part of carpentry and for that you require meticulous instruments to get pin-point accurate results. That's what Big Horn's measuring instruments can provide – pin-point accuracy and precise results. Designed to produce most accurate results, these rulers and protractors will offer accuracy.

Tapes

Big Horn offers tape measures that deliver all the features needed for quick & accurate measurements and you can get long-lasting, durable measuring tools for any task at better than market prices. Garner all the accuracy and precision you can with these amazing and convenient to use Big Horn tape measures.



DRILL / RADIUS / SCREW PITCH / SHEET METAL BORE / SHEET PLATE GAUGES

19259

3 Pcs. Drill Gauges Set

Features:

- ▶ Satin chrome finish
- ▶ Made of high quality steel
- ▶ Drill sizes A-Z, 1-60 & 1/16-1/2 by 64 THS

**19211**

Bore Gauge 1/32" - 5/8"


Features:

- ▶ Made from polished stainless steel
- ▶ Clearly etched graduations for Imperial inch on one side and metric on other

**THREAD GAUGE**

Features:


- ▶ 26 leave gauge with a locking nut
- ▶ Leaves are specially shaped so they can measure threads from shoulders

	Model	Size
	19212	4 to 42 TPI
	19213	0.25 to 2.5 TPI

RADIUS GAUGE

Features:

- ▶ 26 leave gauge with a locking nut
- ▶ Leaves are specially shaped so they can measure fillets and radii in corners and against shoulders

	Model	Size
	19214	17/64" to 1/2"
	19216	1/32" to 1/4"

19217

Round Wire Gauge U.S

Features:

- ▶ US standard gauge numbers 0 to 36 used for gauging steel sheets & plates



DISTANCE METER, ANGLE GAUGES, MOISTURE METER

14220

Digital Inclinometer

Features:

- ▶ Builtin magnets which make it easy to attach and operate
- ▶ Read relative angles to an accuracy of +/- .1
- ▶ Measures 2-3/8" long by 2-3/8" wide by 1-3/8" high

**19286**

Digital Angle Caliper

Features:

- ▶ 360 degree measurement range
- ▶ Magnets in base for clamping to steel work

**14240**130ft Digital Laser Distance Meter Range Finder
Measuring range: 0.16 to 130ft

Features:

- ▶ Auto/Manual power off-backlight display increased visibility in low-light conditions
- ▶ IP54 protection (dust & splash proof)

**T2000**

Pin Type Moisture Meter Range 5~45% Digital Display

Features:

- ▶ Resolution: 1%
- ▶ Accuracy: ±1%
- ▶ Moisture level range: 5% to 45%

**19921**

Timber Check Moisture Meter

Features:

- ▶ The timber check meter is made from rugged ABS plastic, making this compact unit equally at home in your hand during use or stowed away in your tool box or pocket
- ▶ Made in Canada



CALIPERS / DIVIDERS / COMPASS

OUTSIDE CALIPER**Features:**

- ▶ The forged steel legs on this caliper feature hardened points for precise marking of the work piece
- ▶ An adjusting screw has a self-seating washer and nut to permit quick and positive adjustment
- ▶ Hardened and tempered bow springs and fulcrum spools assure uniform tension without side play while using this outside caliper

LOCKING WING DIVIDER**Features:**

- ▶ Knurled knob locks dividers from 0 to 90 degrees
- ▶ 6" & 8" size are perfect for general bench and lathe work
- ▶ Ideal for measuring diameters along or accurately reproducing arcs and circles
- ▶ Steel legs with fine, hardened points for perfect layouts
- ▶ Designed for reliable, accurate layout and measuring

17085**8" Inside Outside Caliper****Features:**

- ▶ Overall length 16"
- ▶ Made of stainless steel
- ▶ Use to transfer measurements to the opposite end of the caliper for ease in measuring work

**19054****8" Inside Caliper****Features:**


- ▶ The forged steel legs on this caliper feature hardened points for precise marking of the work piece
- ▶ An adjusting screw has a self-seating washer and nut to permit quick and positive adjustment
- ▶ Hardened and tempered bow springs and fulcrum spools assure uniform tension without side play while using this inside caliper


**19053****3 Pcs. Caliper Set****Features:**

- ▶ The forged steel legs on this caliper feature hardened points for precise marking of the work piece
- ▶ An adjusting screw has a self-seating washer and nut to permit quick and positive adjustment
- ▶ Hardened and tempered bow springs and fulcrum spools assure uniform tension without side play while using this inside caliper

**Includes:**

8" Outside Caliper, 8" Inside Caliper, 8" Divider

	Model	Size
	17042	4"
	17062	6"
	19052	8"

	Model	Size
	19077	6"
	19078	8"

19050**Angle Divider****Features:**

- ▶ Bisect an angle with ease
- ▶ Works on inside and outside angles
- ▶ Made of steel

**19056****8" Divider Caliper****Features:**

- ▶ The forged steel legs on this caliper feature hardened points for precise marking of the work piece
- ▶ An adjusting screw has a self-seating washer and nut to permit quick and positive adjustment
- ▶ Hardened and tempered bow springs and fulcrum spools assure uniform tension without side play while using this inside caliper

**19055****Woodturning Double Outside Bowl Calipers****Features:**


- ▶ Double Outside Calipers are designed for measuring the wall thickness of turned vessels, especially closed form bowls and vases
- ▶ When you close one end of the caliper on the wall of your bowl, you can read the thickness at the other end of the caliper



COMPASSES / DIAL INDICATORS / DIGITAL THICKNESS GAUGES / MICROMETERS

**PRECISION COMPASS PENCIL
HOLDER/SPRING DIVIDER/SCRIBER****Features:**

- ▶ Measures diameters, repeats measurements, and draw circles/arcs without repeat use of a ruler
- ▶ Sliding speed nut enables quick, smooth adjustments until contact with the center collar
- ▶ The divider needle point metal tips makes strong engravings and will not slip
- ▶ This divider works both as a scribe and compass for all your marking needs

**Model****Size****19250****6"****19251****8"****19234****Magnetic Dial Indicator****Features:**

- ▶ Base: 2" x 2-5/8" x 2-1/8"
- ▶ Lower post: 7"
- ▶ Adjustable arm: 5-7/8"

**19295****Graduations Dial Indicator****Features:**

- ▶ Reads 0-1" in 0.001" graduations
- ▶ 2" Diameter dial face
- ▶ Revolution counter on inset

**19205****Quick Mini Digital Thickness Gauge****Features:**

- ▶ Maximum measurement: 0 - 0.5"
- ▶ Resolution: 0.0005"
- ▶ ON/OFF switch

**19204****Digital Micrometer 0 - 1"****Features:**

- ▶ Large LCD display
- ▶ Automatic switch off
- ▶ 2 measuring modes metric/standard



VERNIER CALIPERS

19201**6" Dial Caliper****Features:**

- ▶ 6" Professional dial caliper
- ▶ Measuring range 0 - 6"
- ▶ Resolution 0.001"

**19202****6" Digital Caliper****Features:**

- ▶ 6" digital caliper
- ▶ Measuring range 0 - 6"
- ▶ Resolution 0.005"/0.01mm
- ▶ Switch metric/inches

**19203****12" Digital Caliper****Features:**

- ▶ Caliper range: 0 - 12"
- ▶ Jumbo LCD display
- ▶ Resolution 0.001"
- ▶ Switch metric/inches

**19208****Brass Vernier Caliper 0 - 4"****Features:**

- ▶ Stepped jaw construction
- ▶ Made of brass
- ▶ Graduated in 1/16"



SQUARES


ENGINEER'S SQUARES**Features:**

- ▶ Set up table saw blades, jointer fences, and other machine tools
- ▶ All surfaces and edges are ground for straightness and parallelism
- ▶ Accurate on both inside and outside edges
- ▶ No graduations appear on the blades

CARPENTER TRY SQUARES**Features:**

- ▶ Best quality try square with brass face polished wood stock
- ▶ Blackened steel blade's are set at true right angle with brass rivets
- ▶ Blade length measured from inner edge of stock to the end of blade

	Model	Size
	19057	2"
	19058	6"
	19059	4"

	Model	Size
	19235	2-7/8"
	19236	6"

19273**4 Pcs. Precision Steel Square Set****Features:**

- ▶ Made of finest quality
- ▶ Squares are accurate both inside and outside

**Includes:**


2", 3", 4", 6" squares

19280**6 Pieces Precision Machinist Ground Engineers Square Set for Hobby Crafts Jewelry Making****Features:**

- ▶ Accurate to less than 0.001" deviation per inch over the entire length of the blade

**19583****48" Heavy-Duty Drywall T-Square****Features:**


- ▶ Unique rivet assembly, permanently bonds head to blade
- ▶ Head will stay square for life of product
- ▶ Clear protective anodized finish will not rust or corrode
- ▶ Screened thermal bonded black 1/8" graduations
- ▶ Large bold graduations and numbers for readability

**19274****2 Pcs. Precision Steel Square set 9" & 12"****Features:**

- ▶ Designed for precision layout and measurement work
- ▶ Squares are accurate both inside & outside

**19582****53" Heavy-Duty Adjustable Drywall T-Square****Features:**

- ▶ Sliding T-head adjusts to any angle and folds for storage
- ▶ Tough anodized aluminum profile with a strong screw lock
- ▶ Durable, printed scale with 1/16" graduations & etched angle markings
- ▶ Mark and cut from board edge

**19584****12" Stainless Steel Blade Miter Square - Zinc Handle****Features:**

- ▶ Durable, high impact handle with perfect hand grip
- ▶ Handle creates unique support ledge
- ▶ Permanently etched stainless steel ruler blade, stamped 1/8" graduations
- ▶ Measures 45° angles on one side and 135° angles on the other side



MAGNIFIERS

19229

Folding Pocket Magnifier 4 X

Features:

- ▶ Vinyl pouch serves as a protective case
- ▶ Glass focal length 2-1/2" inch 6.3 cm

**19258**4 Pcs. Round Magnifier Set
1-1/2", 2", 2-1/2" & 3"

Features:

- ▶ Plastic handle light weight magnifiers
- ▶ Ideal reading glass assuring edge to edge clarity

**19266**

Third Hand With 2-1/2" Magnifier

Features:

- ▶ Very handy holding device with horse shoe base
- ▶ Various types of clamps will fit on these bases



MARKING KNIVES & GAUGES

13301

Miniature Woodworking Set

Features:

- ▶ Includes 4 miniature tools
Plane, Bevel, Square, Marking Gauge
- ▶ Makes a great gift

**19061**

Marking Knife



Features:

- ▶ Double beveled for both right and left hand scribing
- ▶ Comes in retail ready clamshell with color card

Specification:

- ▶ Blade Length: 1-1/2"
- ▶ Handle Length: 5-3/4"
- ▶ Overall Length: 7-1/4"

19223

6" Carbide Tip Scriber

Features:

- ▶ Great for Marking or Etching on Metal, Glass Etc
- ▶ Leaves clear marks on metal, glass, plastic and tools
- ▶ Comes with a convenient and sturdy pocket clip

**19279**

2 Pcs. Trammel Set

Features:

- ▶ Accepts beam widths from 3/8" to 1-1/4" wide
- ▶ One Trammel point includes pencil holder

**19233**

Scratch Awl

Features:

- ▶ Wooden handle provides better control and easier grip
- ▶ Overall length: 6.5 inches
- ▶ Wood Handle: 3" long x 1.5" Dia
- ▶ Blade Size: 3.5" long x 0.25" Dia



MARKING KNIVES & GAUGES

26018

8" Marking Gauge - Beech Wood

Features:

- ▶ Single marking pin on one side make this tool a must have for any serious woodworker
- ▶ Thumb screw adjusts and locks slide

**19255**

Marking Gauge 6"

19256

Marking Gauge 9"



Features:

- ▶ Best for making layout marks with the grain or on end grain
- ▶ Polished wood with brass plated head and shaft, with brass thumbscrew

19355

8" Wheel Marking Gauge

Features:

- ▶ Shaft is graduated (1 mm, 1/32-inch) increments for easy Reference
- ▶ Doubles as a depth gauge, Fast and easy to operate with balanced feel
- ▶ Designed for comfortable one-handed operation
- ▶ Marks clean visible lines for precision



RULERS, PROTRACTORS & CENTER FINDERS

19068

8" Center Finder

Features:

- ▶ Quickly find the exact center of circles, squares and octagonal stock up to 8"
- ▶ Made of clear, high quality impact resistant plastic

**19070**

Plastic Protractor

Features:

- ▶ Measure or transfer outside angles, inside angles, and sloped angles
- ▶ Easy to read scale
- ▶ Tightening screw locks in any position

**19109**

24" Center Finder Ruler

Features:

- ▶ Graduated in 1/32" on top and 1/16" on bottom
- ▶ Locate exact center between any two points

**19206**

6" Stainless Steel Pocket Ruler with Pocket Clip

Features:

- ▶ Stainless steel rule has etched black graduations for easy reading and long life
- ▶ Graduations on side 1 are in 32nds and 64ths
- ▶ On side 2 is a decimal equivalents chart
- ▶ Sliding pocket clip allows for use as depth or height gauge

**19069**

Pantograph

Features:

- ▶ Made of aluminum, this 21" long pantograph has 26 ratios for all size drawings
- ▶ Easily enlarge or reduce drawings

**19071**

20" Protractor

Features:

- ▶ Use as a ruler and cutting guide
- ▶ Built in protractor gives accurate measuring & transferring of all angles
- ▶ 20" by 9" arms with tightening screw

**19110**

12" Center Finder Ruler

Features:

- ▶ Graduated in 1/32" on top and 1/16" on bottom
- ▶ Locate exact center between any two points

**19207**

4" Multi Use Rule and Gauge

Features:

- ▶ Graduations in 64ths and millimeters
- ▶ The ruler and gauge tool features a riveted movable arm, permanently etched graduations and tap drill sizes for added convenience



RULERS, PROTRACTORS & CENTER FINDERS

19209**6" Depth Angle Gauge****Features:**

- ▶ Obtain measurements of holes or grooves by adjusting the rule to the desired depth
- ▶ Can be adjusted to the required measurement and then locked into position by a knurled nut

**19210****Round Head Protractor Cum Depth Gauge****Features:**

- ▶ Blade Length: 6", Graduations: 1/64"
- ▶ Versatile tool that allows the angle and depth to be measured simultaneously

**19215****Protractor Round Head****Features:**

- ▶ Made from polished stainless steel
- ▶ Double graduation from 0 – 180°

**19108****Marking Center Finder with Pencil****Features:**

- ▶ Ideal for marking out mortises and rabbets
- ▶ Mark Center on up to 3-5/8"
- ▶ Fits standard wooden pencil (included)

**19587****12" Precision 16R Rigid Stainless-Steel Ruler****Features:**

- ▶ The sides of each rule are ground parallel and each end is accurately ground square to allow reading from either end
- ▶ 16R graduations have 1/50", 1/100" on one side and 1/32", 1/64" on the other. Graduations are precision etched for easy readability

**19588****12" Precision 4R Rigid Stainless-Steel Ruler****Features:**

- ▶ The sides of each rule are ground parallel and each end is accurately ground square to allow reading from either end
- ▶ 4R graduations have 1/8", 1/16" on one side and 1/32", 1/64" on the other. Graduations are precision etched for easy readability

**19589****6" Precision 16R Rigid Stainless-Steel Ruler****Features:**

- ▶ The sides of each rule are ground parallel and each end is accurately ground square to allow reading from either end
- ▶ 16R graduations have 1/50", 1/100" on one side and 1/32", 1/64" on the other. Graduations are precision etched for easy readability

**19590****6" Precision 4R Rigid Stainless-Steel Ruler****Features:**

- ▶ The sides of each rule are ground parallel and each end is accurately ground square to allow reading from either end
- ▶ 4R graduations have 1/8", 1/16" on one side and 1/32", 1/64" on the other. Graduations are precision etched for easy readability



RULERS, PROTRACTORS & CENTER FINDERS

19578

Rafter Angle Square, 7" Aluminum

19579

Rafter Angle Square, 12" Aluminum

Features:

- ▶ This aluminum rafter angle square boasts a solid aluminum body with CNC machined edges for greater accuracy and durability for any job or worksite
- ▶ Can be used as a protractor, line scribe, saw guide and tri/meter square and a ruler, multi-functional

Specifications:

Type: Rafter Square

Blade Length: 7" / 12"

Base Length: 7-1/8" / 12"

Graduation: 1/8"

Graduation (Degrees): 1.00

Material: Aluminum

0-90° hypotenuse, 1-30 top cuts, 0-12 in. right angle side

**19580**

Angle-izer Measuring Ruler & Angle Template Tool & Multi-Angle Measure Tool - Plastic

19581

Angle-izer Measuring Ruler & Angle Template Tool & Multi-Angle Measure Tool - Aluminum

Features:

- ▶ Arms are dual-calibrated in inches and metric measures
- ▶ Unique tightening mechanism for one-handed operations
- ▶ Adjusting the ruler tool to fit all shapes and angles quickly
- ▶ The Angle-Izer is the ultimate template tool for creating professional layouts in tiles, brick pavers, lumber and laminate

**19585**

Angle Checker

Features:

- ▶ Made of solid brass
- ▶ Measures 15°, 20°, 25°, 30°, 35°, 45°, 50°, and 70°

**14240**

130ft Digital Laser Distance Meter Range Finder Measuring range: 0.16 to 130ft

Features:

- ▶ Auto/Manual power off-backlight display increased visibility in low-light conditions
- ▶ IP54 protection (dust & splash proof)



TAPES

14355

Magneto Tape Holder

Features:

- ▶ Clip the Magneto tape holder to your belt

**14357**

Extra Magneto Adapter

Features:

- ▶ Nickel plated with 3M adhesive backing

**19049**

24" Flexible Curves

Features:

- ▶ 24" flexible curve holds shape-will not spring back
- ▶ Easy to read graduations

**19641**

Rotape Tape Compass

Features:

- ▶ It makes a radius from 3-1/2" to 6'
- ▶ Can be used to mark straight and parallel lines, arcs, and circles

**SELF STICK TAPES**

Features:

- ▶ Great for fixtures and jigs
- ▶ Adheres anywhere a scale is needed
- ▶ Right to left tape is 48" in length and 9/16" wide
- ▶ Marked in 16th inch increments
- ▶ Yellow with easy to read black print

	Model	Size	Position
	19645	48"	R/L
	19646	48"	L/R

SLIDING T-BEVELS

SLIDING T-BEVEL

Features:

- ▶ Blackened Steel blade
- ▶ Accurate Tool for layout work
- ▶ The locking screw is located at the bottom of the handle, so it never gets in the way of your work
- ▶ Polished wood stock with forged brass wing nut and tips

	Model	Size
	19253	3-3/4"
	19254	7-1/2"
	19275	10-1/2"

MITER GAUGES

MITER GAUGES

Features:

- ▶ This precision miter gauge improves the accuracy and safety when cross cutting or mitering
- ▶ The slide bar has a locking washer that fits snugly into an aluminum track with a matching groove
- ▶ You can remove the locking washer and use this with any standard 3/4" x 3/8" track


	Model	
	14600	A
	14605	B

JIGS / GAUGES & TEMPLATE GUIDE

GAUGE IT

Features:

- ▶ Measures miter fences for true compound cuts

	Model	Position
	13085	Right
	13086	Left

14350

Dovetail Marker

Features:

- ▶ Hardened aluminum
- ▶ 1:5 template for soft woods
- ▶ 1:8 template for hard woods



14610

Solid Aluminum 45/90 Degree Layout Gauge

Features:

- ▶ Check both 45 & 90 degrees simultaneously, then draw
- ▶ Use the window to layout a parallel line 15mm (0.6") from the edge
- ▶ Use the lower part of the window to layout parallel line 15mm (0.6") apart
- ▶ They can also be used to transfer layout lines from one surface of your work to another



JIGS / GAUGES & TEMPLATE GUIDE

19695**1/4" Dowel Drilling Jig Kit****Features:**

- ▶ 1/4" guide has holes spaced 3/4"-on-center
- ▶ Jig is designed to center dowel holes on 1/2" thick stock

**19696****Concealed Hinge Router Jig****Features:**

- ▶ Designed for Blum hinges
- ▶ Can be adjusted for either 3mm or 5mm tabs
- ▶ Use with the 5/8" Short-Shank Guide Bushing

**19697****Hinge Plate Template / Drilling Jig****Features:**

- ▶ Clear acrylic for easy alignment with your marks
- ▶ Stable, durable polymer fence

**19115****Drill Guide Kit****Features:**

- ▶ Six interchangeable bushings 3/16", 5/16", 7/16", 1/4", 3/8" and 1/2"
- ▶ Aligning perpendicular holes in spheres, dowels, or angled edges of work

**19625****Doweling Jig****Features:**

- ▶ Use to drill 2 same size holes without having to move jig
- ▶ Works on different shaped stock up to 2" thick



CARPENTER'S PENCIL / SHARPENER

19850**Carpenter's Pencil & Sharpener (12 each)****Features:**

- ▶ Lay flat shape of carpenter pencil won't roll away
- ▶ Plastic body & Hardened steel blade for longer life

**19853****19856 (24 Pc. JAR)****Carpenter's Pencil Sharpener****Features:**

- ▶ Plastic body & Hardened steel blade for longer life
- ▶ Integrated emery board for fine point filing

**19854 (12 Pack)****19858 (48 Pc. JAR)****7" Long x 9/16" Wide Carpenter's Pencil****Features:**

- ▶ Lay flat shape of carpenter pencil won't roll away

**19855****Dual Marker Holder for Carpenters Pencil/Lumber Crayon****Features:**

- ▶ Handy on construction sites
- ▶ Use for layout and marking



MOBILE BASE

Mobile Bases

Heavy duty adjustable mobile bases and conveyors from Big Horn make all the material handling tasks a convenience. Built with solid materials and manufactured to be durable, these mobile bases and conveyors will go a long way to do the heavy lifting for you.

24500**Heavy-Duty Mobile Base****Features:**

- ▶ Integrated hand locks
- ▶ Stable 4 wheel design
- ▶ Increases machine height by 1"

Specifications:

Capacity: 1000 lbs.
Min. Size: 18" x 24-1/2"
Max. Size: 28-1/2" x 30-1/2"

**24501****Adjustable Mobile Base w/o Wood****Features:**

- ▶ Adjust to match the base foot print of your machine
- ▶ Integrated wheel locks
- ▶ Stable 4 wheel design
- ▶ Increases machine height by 1"

Specifications:

Capacity: 600 lbs
Machine Size Capacity
Min. Size: 12" x 12"
Max. Size: 36" x 36"



CASTERS

19786**3" PU Swivel Caster - 220 lbs****Features:**

- ▶ The total locking brake locks both the wheel and the swivel
- ▶ Heavy-duty mobility solution for carts, tools & equipment, 220 lbs capacity for each caster

**19788****3" PU Fixed Caster - 220 lbs****Features:**

- ▶ Ideal use for small machinery, furniture and goods shelf etc, safe on carpet, concrete, tile, wood surfaces



MOBILE BASES / TOOL TABLES / CONVEYORS

T1732

Adjustable Roller Table Conveyor

Features:

- ▶ Type: Flexible roller conveyor
- ▶ Width: 25"
- ▶ Adjustable Height: 24" to 39 3/4"
- ▶ Adjustable Length: 24" to 58"
- ▶ Rollers: 2-1/2"
- ▶ Accordion style: closes up to save space

**T1732L**

Adjustable Roller Table Conveyor Long Version

Features:

- ▶ Adjustable Height: 20" to 37"
- ▶ Adjustable Length: 32" to 82-1/4"
- ▶ Max holding weight: 176 lbs
- ▶ Rollers Diameter: 2"
- ▶ Accordions style: closes up to save space

**T1732S**

Flexible Gravity Skatewheel Conveyor

Features:

- ▶ Height adjustment: 24"-39"
- ▶ Length adjustment: 19"-55"
- ▶ Maximum holding weight: 300 lbs
- ▶ Width: 22-3/4"

**T1733**

Medium Duty Gravity 13 Roller Conveyor

Features:

- ▶ Rollers: 16" x 1.5"
- ▶ Length: 71"
- ▶ Width: 18"
- ▶ Adjustable working height: 25" to 44"
- ▶ Max holding weight capacity: 300 lbs

**T2054**

Heavy-Duty 8 Ball Bearing Roller Stand

Features:

- ▶ Ball Bearing Roller Stand
- ▶ 8 roller bearings spaced evenly across 16 3/8" width
- ▶ Adjustable working height from 25-3/4" to 43-5/8" high
- ▶ Maximum holding weight upto 176 lbs

**T2235**

Short 5 Roller Conveyor Roller Table

Features:

- ▶ Approx. Work height ranges from 27" to 43"
- ▶ Max. holding weight: 250 lbs.
- ▶ Approx. Work Top 18" x 16-3/8"
- ▶ Pedestal Base 21" x 21"
- ▶ Four-footed, cast-iron base for stability

**T2272**

Adjustable Table Saw Split Roller Stand

Features:

- ▶ Four-footed, cast-iron base for stability
- ▶ Adequately supports up to 200 lbs.
- ▶ Roller stand adds a helping hand to unwieldy work pieces; simplifies 2-person job into one

**T2273**

Heavy-Duty Adjustable Table Saw Single Roller Stand

Features:

- ▶ Four-footed, cast-iron base for stability
- ▶ Adequately supports up to 200 lbs
- ▶ Auxiliary work support for handling large panels, long and wide
- ▶ Roller stand adds a helping hand to unwieldy work pieces; simplifies 2-person job into one







Lathe Accessories

Bring versatility to your art of woodworking and accessorize your lathe for better results with Big Horn's range of finest lathe accessories that are designed for craftsmen who look for nothing else but perfection in their creative works.

Miter Saw Accessories

With Big Horn's product variety of premium quality miter saw accessories, craftsmen can bring efficiency and convenience to their otherwise tedious tasks. These accessories include miter clamp pliers, miter clips; miter clamps kits, track mounts, miter squares and more. Make your job much easier with these accessories.

Planer & Jointer Accessories

Shaping and joining are two of the crucial stages in woodworking and require quality planers and jointers to perform the task, but sometimes you need something more. Ease up your lives with Big Horn's high quality planer and jointer accessories that make the job much quicker and convenient.

Router Accessories

Accurate design meets prolific engineering to yield premium quality router accessories that exhibit reliability and ruggedness. These are small products manufactured with attention to detail and bear the capacity of replacing genuine OEM accessories. Don't settle for inferior quality when you have Big Horn.

Sanding Accessories

Leading quality sanding accessories, reliable and sturdy, that are designed and manufactured with top notch standards and practices making them perfectly capable of handling demanding and challenging jobs with ease while maintaining high end performance. Trust Big Horn to deliver the best experience.

Table Saw Accessories

Make your woodworking much more enjoyable and convenient with Big Horn's range of quality table saw accessories that are designed and manufactured to perfection so you can have the best performance you can get. Amazing build quality and consistent high end results are the benchmarks Big Horn aims for.

Tools Switches

Equip your power tools and machinery with Big Horn's UL approved switches that are made to exude quality at all levels. Switches play a crucial role in any electronic or electrical circuit and you need a product that can be relied upon in toughest of situations and Big Horn switches play that role effectively and efficiently.



POWER TOOL ACCESSORIES

Big Horn power tools' accessories deliver effectiveness and efficiency for carrying out demanding jobs and projects. Brilliant design, engineering and manufacturing yields a range of products that you can trust. Achieve improved results with quality and reliability in your hand.



LATHE / MITER SAW / PLANER & JOINTER ACCESSORIES

14330**Band Saw Tension Crank****Features:**

- ▶ Converts most 14" band saw tension screws to a faster, easily adjusted crank handle
- ▶ Hardware and instructions included

**19671****Miter Clip****Features:**

- ▶ Provides even pressure on the joint and is capable of large miter applications
- ▶ Stays open effortlessly, stays closed once clamped
- ▶ Durable polycarbonate & metal construction

**19612****Adjustable Planer Knife****Features:**

- ▶ Leaves hands free to adjust jigs and cutter head
- ▶ Keeps knives in perfect alignment while setting

**19199****Mini lathe Chuck 2" Diameter with MT-1 & MT-2 Shank****Features:**

- ▶ 3/4" MT1 style tapered shank
- ▶ Precision machined chuck and jaws
- ▶ Durable steel construction

**19079****Miter Aid****Features:**

- ▶ Precisely mark your cut
- ▶ Makes accurate 45° cuts the first time

**19046****Knife Hone & Holder****Features:**

- ▶ Easily cuts steel
- ▶ Comfortable wood handle
- ▶ Comes with 180 and 400 grit reversible stones

**19614****Jointer Knife Setting Jig****Features:**

- ▶ Prevent end snipe on your wood pieces
- ▶ One of the nicest knife setting jigs available

**MITER GAUGES****Features:**

- ▶ This precision miter gauge improves the accuracy and safety when cross cutting or mitering
- ▶ The slide bar has a locking washer that fits snugly into an aluminum track with a matching groove
- ▶ You can remove the locking washer and use this with any standard 3/4" x 3/8" track


	Model	
	14600	A
	14605	B

T-TRACKS & HOLD DOWNS

ALUMINUM T-TRACK

Features:


- ▶ Easily attach custom jigs, featherboards, and hold down clamps
- ▶ Works with multiple applications
- ▶ Built fixtures for your work-bench, tablesaw, router tables, drill presses & more
- ▶ Extruded Aluminum for extra durability

	Model	Size
	19800	32"
	19801	36"
	19802	48"

SMALL ALUMINUM T-TRACK

Features:

- ▶ Ideal for positioning jigs, stop & hold downs of table saw
- ▶ Pre-drilled, centered mounting holes for convenient, simple installation

	Model	Size
	19814	24"
	19816	36"

19803

T-Track Intersection Kit

Features:

- ▶ For use with our standard T-track, this 4-piece kit allows you to make the T-track intersection you need

**19804**

T-Track Flip Stops - 2Pcs

Features:

- ▶ Works with any T Track that accepts 1/4" hex bolts
- ▶ Set to desired measurement and make repetitive cuts without re-measuring each time
- ▶ Stop flips up and out of the way when you need to make a cut in the middle of a piece

**19805**

Miter Track Mount

Features:

- ▶ Made for 3/4" wide miter slot
- ▶ Will fasten up to 3/4" thick jig material or featherboard

**19807**

Miter Track Hold Down Kit

Features:

- ▶ Use to clamp project material to your shop fixtures
- ▶ Clamp has 1-1/2" capacity



ROUTER ACCESSORIES

14102

Clear Router Sub Base for
Router 100, 690, 691, 693
(5-3/4" Dia)
Replaces Porter Cable 42188

Features:

- ▶ Clear sub-base with large 2-1/2" center hole allows for routing with larger diameter bits than a standard sub-base
- ▶ Compatible with all 690 and 691 Series Router Bases

**14103**

Router Sub Base
with 1-1/8" Standard
Center Hole (5-3/4" Dia)
Replaces Porter Cable 42186

Features:

- ▶ Replacement sub-base for 690 series routers
- ▶ Compatible with all 890 series router bases
- ▶ 1-1/8-inch Center hole sub-base accepts standard template guides



ROUTER ACCESSORIES

14104

Universal Router Plate
with Replacement Screws
and Plastic Insert Rings

Features:

- ▶ 6-1/2" x 1/4" thick bakelite plate with 2 easy to snap insert rings
- ▶ Snap-in Rings are interchangeable for easy transitions between multiple router applications

**14106**

Mortise Center Router Base

Features:

- ▶ Makes making a mortise and Tenoning joint easy

**14108**

Offset Trimmer Sub-Base
for 7312 Laminate Trimmer
Replaces Porter Cable 875051 (42313)

Features:

- ▶ Made of Bakelite resin and features precision centering design, which allows accurate positioning of bit within the sub-base
- ▶ Includes sub-base and washers
- ▶ Replaces Porter Cable 875051 (42313)

**18101**

Router Table Insert Include
Router Plate Snuggers

Features:

- ▶ Large 9" x 12" x 3/8" thick design
- ▶ Threaded Allen wrench inserts in each corner help you level adjust the router insert with your table

**18852**

Router Speed Control

Features:

- ▶ Professional quality
- ▶ Allows for full horsepower and torque at all speeds from 0 to full rp
- ▶ UL approved

**14105**

Offset Router Base with Insert

Features:

- ▶ Provides maximum support for routers and laminate trimmers
- ▶ Made of heavy acrylic

**14107**

Universal Offset Router Base

Features:

- ▶ Pre-drilled for most routers
- ▶ Centering pin included
- ▶ Easy mounting
- ▶ Make routing on edges easier

**18100**

Router Table Insert w/ Guide

Features:

- ▶ Shoulder pin for freehand work
- ▶ Can accommodate heavy routers

**18102**

Router Plate Snuggers
3 Pcs. 1/4" - 20UNC

Features:

- ▶ Includes three cam action side adjusters

**18853**

Router Speed Control

Features:

- ▶ 3-way rocker switch
- ▶ Reduces speed without reducing torque

**19081**

Router Bit Centering Jig

Features:

- ▶ 3" long
- ▶ Pin-point precision
- ▶ Fits both 1/4" and 1/2" router collets



ROUTER ACCESSORIES

19080

Aluminum Router Depth Gauge

Features:

- ▶ Easy to read markings
- ▶ Quality solid aluminum metal
- ▶ Measure 1/8" to 1" in 1/16" increments

**19116**

Non-Slip Router Pad 24" x 48"

Features:

- ▶ Washable and mildew resistant
- ▶ Ideal for use with your Router, Chisel Tool, Belt or Pad Sander
- ▶ Trim to desired size with scissors



Brass Router Template Guides

Features:

- ▶ Precision Machined Brass for accuracy and durability
- ▶ Fits Porter Cable and many standard routers

Comes in Carded Display Packs

Part#:	19660	19661	19662	19663	19664	19665	19666
I.D.	21/32"	11/32"	13/32"	9/32"	5/8"	17/32"	1/4"
O.D.	3/4"	7/16"	1/2"	3/8"	54/64"	5/8"	5/16"
							

19604

9 Pcs. Brass Router Bushing Set

Includes:

Part# 19660, 19661, 19662, 19663, 19664, 19665, 19666, 19667

Features:

- ▶ Set comes in a BMC
- ▶ 7 assorted bushings & 2 lock nuts
- ▶ Part# 19660, I.D. 21/32" - O.D. 3/4"
- ▶ Part# 19661, I.D. 11/32" - O.D. 7/16"
- ▶ Part# 19662, I.D. 13/32" - O.D. 1/2"
- ▶ Part# 19663, I.D. 9/32" - O.D. 3/8"
- ▶ Part# 19664, I.D. 5/8" - O.D. 54/64"
- ▶ Part# 19665, I.D. 17/32" - O.D. 5/8"
- ▶ Part# 19666, I.D. 1/4" - O.D. 5/16"

**19667**

Brass Router Template Guide Lock Nut

Features:

- ▶ Knurled surface for easy tightening
- ▶ Compatible with all template guides
- ▶ Precision Machined Brass for positive locking and durability

**19668**

Brass Router Template Guide Kit

Includes:

Part# 19665, 19667

Features:

- ▶ I.D. 17/32" - O.D. 5/8"
- ▶ Knurled surface for easy tightening
- ▶ Compatible with all template guides
- ▶ Comes in Carded Display Pack



ROUTER ACCESSORIES

Router Collet

Features:

- ▶ Material: Steel
- ▶ Designed to minimize bit run-out and enhanced robustness

Part#:	19691	19692	19693	19694
Height	1"	1-1/4"	1"	1-1/4"
Width	17/20"	1-3/16"	17/20"	1-3/16"
Collet Size	1/4"	1/4"	1/2"	1/2"
OEM Replacement	Dewalt 326286-04, Bosch 2610906283 & Hitachi 323-293	Porter Cable 42999	Hitachi 325-199, Dewalt 326286-03 & Bosch 2610906284	Porter Cable 42950
				

19669

1/4" Pattern Routing Bit or Mortising Hinge w/Top Bearing Routing Bit Replaces Amana Tools # 47174 & Ocemco # TA-170

Features:

- ▶ Excellent for Laminates, MDF, Plywood, Wood, Acrylic
- ▶ Top Bearing, carbide tip for superior cutting quality and endurance

**19670**

1/4" Shank Mortising Hinge w/Top 5/8" Dia Bearing Router Bit Replaces Templaco CB-4

Features:

- ▶ Top Bearing, carbide tip for superior cutting quality and endurance

**19740**

Replacement Router Bit Guide Bearings

Specifications:

- ▶ I.D.: 1/4"
- ▶ O.D.: 5/8"
- ▶ Height: 3/16"
- ▶ Type: R4Z

**26100**

Lewin Router Compass



Features:

- ▶ Use to cut circles from 8" to 48" in diameter

**27000**

6 Pcs. "Rout-A-Corner" Set



Features:

- ▶ Easily draw accurate repeatable corners
- ▶ 4 color coded plastic templates
- ▶ Will do radii from 1/2" to 6" & chamfer from 1/2" to 2"

27125

Set Of All 4 Corner Templates

Features:


- ▶ Templates designed to route convex arcs, concave arcs & 45 degree angles



SANDING ACCESSORIES - BELT CLEANERS

ABRASIVE BELT CLEANER**Features:**

- ▶ Easiest solution for cleaning/unloading abrasives
- ▶ Increase the life of new sanding belts and discs up to 10 times as long with our quality abrasive belt cleaners
- ▶ Simply press the cleaner stick lightly against moving sanding belts and discs to remove clogged-up pitch and saw dust
- ▶ Improves the finish quality and prevents burns and marking

	Model	Size
	19544	1-1/2" x 1-1/2" x 8"
	19547	2" x 2" x 12"
	19549	3" x 3" x 12"
	19551	1-1/2" x 1-1/2" x 6"

19545

1-1/2" x 2" x 6" Sanding Cleaner Stick with 12" Handle

**Features:**

- ▶ Dimensions: 1-1/2" x 2" x 6"
- ▶ Increase the life of belts and discs up to 10 times

SANDING ACCESSORIES - SAND DEVILS / PREPPIN WEAPONS

Preppin' Weapon - Sanding Block**Features:**

- ▶ 1/4 sheet of plain-backed 9" x 11" sandpaper
- ▶ Cut sandpaper waste by up to 36%

	Model	Color
	19500	Yellow
	19501	Red
	19502	Green
	19503	Blue
	19504	Purple

19505

Preppin' Weapon Sanding Block Kit

**Kit Includes:**

5 Assorted Colors (Yellow, Red, Blue, Green & Purple)

19519

Sand-Devil - 2.5" Sanding Block

**Features:**

- ▶ Ideal for professionals, homeowners and do-it-yourselfers
- ▶ Works on flat, angled, and curved surfaces
- ▶ 2.5" x 14" sanding belt included
- ▶ Simply lift lever to change sanding belt. Push lever to lock secure belt

19520

Sand-Devil - 3" Sanding Block

**Features:**

- ▶ Ideal for professionals, homeowners and do-it-yourselfers
- ▶ Works on flat, angled, and curved surfaces
- ▶ 3" x 21" sanding belt included
- ▶ Simply lift lever to change sanding belt. Push lever to lock secure belt

SANDING ACCESSORIES - SANDING SLEEVES

19521**20 Pcs. Sanding Drum Kit****Features:**

- ▶ (4) four expanding drums in sizes 1-1/2" x 2-1/2", 1" x 2-1/2", 3/4" x 2-1/2" and 1/2" x 2-1/2"
- ▶ (2) two sets of each sleeves (Fine 120 Grit / Medium 80 Grit)
- ▶ Blow molded case

**19523****16 Pcs. Sanding Drum Kit****Features:**

- ▶ (4) four expanding drums in sizes 1-1/2" x 2", 1" x 2", 3/4" x 2", 1/2" x 2"
- ▶ (3) three sets of sleeves (fine, medium, coarse) 120 / 80 / 50 Grit
- ▶ Packaged in a white cardboard box

**19530****15 Pcs. Sanding Drum Kit****Features:**

- ▶ (5) five expanding drums in sizes 1/2", 3/4", 1", 1-1/2" & 2"
- ▶ (3) three sets of sleeves (fine, medium, coarse) 120 / 80 / 50 Grit
- ▶ Packaged in a cardboard box

**19532****9 Pcs. 1" Dia x 1" Long Sanding Sleeve Set****Features:**

- ▶ 3-fine, 3-medium, and 3-coarse 1" Dia by 1" Long replacement sleeves
- ▶ Packaged in a plastic bag

**19534****9 Pcs. 2" Dia x 1-1/2" Long Sanding Sleeve Set****Features:**

- ▶ 3-fine, 3-medium, and 3-coarse 2" Dia by 1-1/2" Long replacement sleeves
- ▶ Packaged in a plastic bag

**19536****9 Pcs. 1/2" Dia x 2" Long Sanding Sleeve Set****Features:**

- ▶ 3-fine, 3-medium, and 3-coarse 1/2" Dia by 2" Long replacement sleeves
- ▶ Packaged in a plastic bag

**19522****25 Pcs. Sanding Drum Kit****Features:**

- ▶ (5) five expanding drums in sizes 1/2" x 1/2", 3/4" x 1", 1" x 1", 1-1/2" x 1-1/2" and 2" x 1-1/2"
- ▶ (2) two sets of each sleeves (Fine 120 Grit / Medium 80 Grit)
- ▶ Blow molded case

**19529****9 Pcs. 1/2" Dia x 1/2" Long Sanding Sleeve Set****Features:**

- ▶ Excellent for sanding holes, edges, contours, and irregular shapes
- ▶ Packaged in a plastic bag

**19531****9 Pcs. 3/4" Dia x 1" Long Sanding Sleeve Set****Features:**

- ▶ 3-fine, 3-medium, and 3-coarse 3/4" by 1" replacement sleeves
- ▶ Packaged in a plastic bag

**19533****9 Pcs. 1-1/2" Dia x 1-1/2" Long Sanding Sleeve Set****Features:**

- ▶ 3-fine, 3-medium, and 3-coarse 1-1/2" by 1-1/2" replacement sleeves
- ▶ Packaged in a plastic bag

**19535****12 Pcs. Extra Sanding Drum Kit****Features:**

- ▶ (4) four expanding drums in sizes 1/2" x 2", 3/4" x 2", 1" x 2" & 1-1/2" x 2"
- ▶ (3) three sets of sleeves (fine, medium, coarse) 120 / 80 / 50 Grit

**19537****9 Pcs. 3/4" Dia x 2" Long Sanding Sleeve Set****Features:**

- ▶ 3-fine, 3-medium, and 3-coarse 3/4" Dia by 2" Long replacement sleeves
- ▶ Packaged in a plastic bag



SANDING ACCESSORIES - SANDING SLEEVES

19538

9 Pcs. 1" Dia x 2" Long Sanding Sleeves Set

Features:

- ▶ 3-fine, 3-medium, and 3-coarse 1" by 2" replacement sleeves
- ▶ Packaged in a plastic bag

**19540**

9 Pcs. Super Long Sanding Drum Kit

Features:

- ▶ (3) three expanding drums in sizes 1/2" x 3", 1" x 3" & 1-1/2" x 3"
- ▶ (3) three sets of sleeves (fine, medium, coarse) 120 / 80 / 50 Grits
- ▶ Packaged in a card board box

**19539**

9 Pcs. 1-1/2" Dia x 2" Long Sanding Sleeves Set

Features:

- ▶ 3-fine, 3-medium, and 3-coarse 1-1/2" by 2" replacement sleeves
- ▶ Packaged in a plastic bag

**19541**

9 Pcs. 1/2" Dia x 3" Long Sanding Sleeves Set

Features:

- ▶ 3-fine, 3-medium, and 3-coarse 1/2" by 3" replacement sleeves
- ▶ Packaged in a plastic bag

**19543**

9 Pcs. 1-1/2" Dia 3" Long Sanding Sleeves Set

Features:

- ▶ 3-fine, 3-medium, and 3-coarse 1-1/2" by 3" replacement sleeves
- ▶ Packaged in a plastic bag

**19542**

9 Pcs. 1" Dia x 3" Long Sanding Sleeves Set

Features:

- ▶ 3-fine, 3-medium, and 3-coarse 1" by 3" replacement sleeves
- ▶ Packaged in a plastic bag




SANDING CORDS & TAPES

ABRASIVE CORDS

Features:

- ▶ Impregnated with Aluminum Oxide

	Model	Dia x Length (Ft.)
	19490	0.070" x 12'
	19492	0.055" x 12'
	19494	3/22" x 12'
	19496	3/16" x 12'

	Model	Dia x Length (Ft.)
	19491	0.070" x 50'
	19493	0.055" x 50'
	19495	3/22" x 50'
	19497	3/16" x 50'

22180

Multi Abrasive Roll Pack - 4 Rolls

Features:

- ▶ 1" x 20' rolls of cloth backed Aluminum Oxide abrasive
- ▶ 1 roll each of 150, 240, 320 and 400 grit



TABLE SAW ACCESSORIES

13016

Universal Miter Track Jig Kit

Features:

- ▶ Use with T-Slot miter tracks and other miter tracks
- ▶ Use with homemade jigs

**18413**

Table Saw Insert/Delta Style

Features:

- ▶ Excellent with dado blades
- ▶ A must for working with veneers and melamine

**18416**

Deluxe Table Saw Insert/Delta Style

Features:

- ▶ Made of 1/2" thick high density PVC

**18424**

Deluxe Table Saw Insert/Delta Style

Features:

- ▶ Made of 1/2" thick high density PVC

**19105**

Saw Mate

Features:

- ▶ A table saw depth gauge 1/8" increments to 1" or 1-1/4" increments to 2"

**19176**

10" Table Saw Blade Holder

Features:

- ▶ Convenient hanging hook
- ▶ Knob and washer included
- ▶ Safely store any 10" or smaller circular blade

**18410**

Table Saw Insert/Jet Left Tilt

Features:

- ▶ Made of foamed PVC
- ▶ Measures 3-11/16" by 13-1/4"
- ▶ Designed for use with Jet JTAS-10XL with left tilt

**18414**

Table Saw Insert/Craftsman Style

Features:

- ▶ Measures 3-3/4" wide by 13-7/8"
- ▶ Keep small pieces from falling into motor

**18418**

Deluxe Table Saw Insert/Craftsman Style

Features:

- ▶ Made from high density PVC

**18426**

Deluxe Jet Left Tilt Insert

Features:

- ▶ Made of 1/2" thick high density PVC

**19175**

8" Table Saw Blade Holder

Features:

- ▶ Convenient hanging hook
- ▶ Knob and washer included
- ▶ Safely store any 8" or smaller circular blade

**19177**

12" Table Saw Blade Holder

Features:

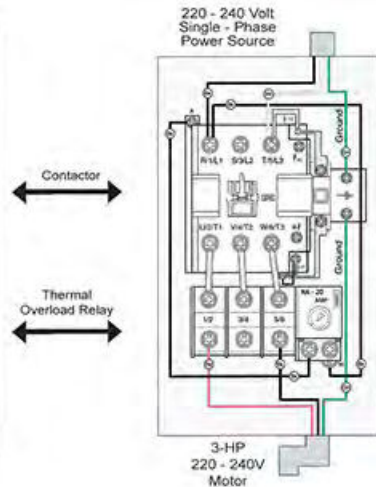
- ▶ Convenient hanging hook
- ▶ Knob and washer included
- ▶ Safely store any 10" or smaller circular blade



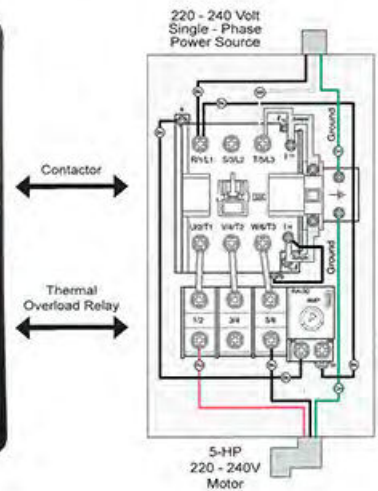
TOOL SWITCHES - MAGNETIC SWITCHES

18823

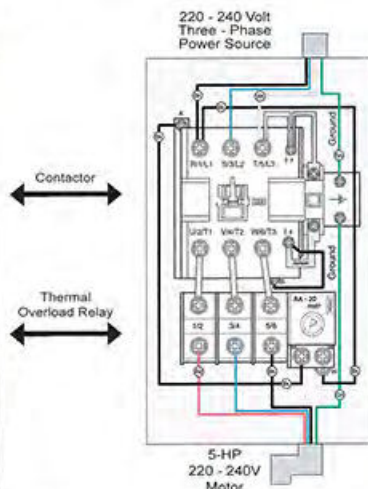
- ▶ 1-Phase
- ▶ 220-240-V
- ▶ 3-HP
- ▶ 18-26-Amps

**18825**

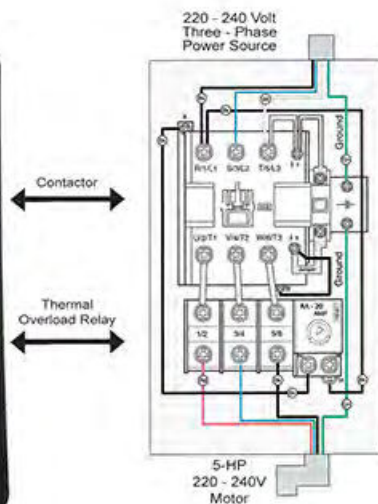
- ▶ 1-Phase
- ▶ 220-240-V
- ▶ 5-HP
- ▶ 22-34-Amps

**18833**

- ▶ 3-Phase
- ▶ 220-240-V
- ▶ 3-HP
- ▶ 8-12-Amps

**18835**

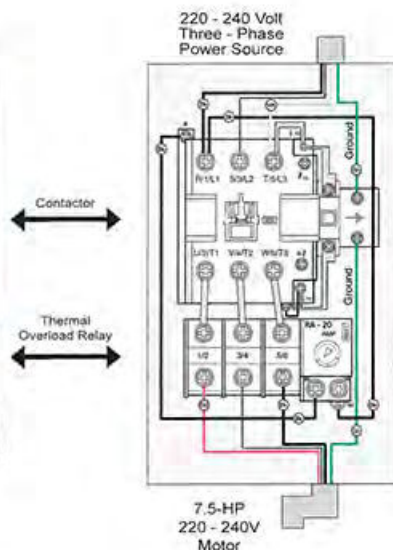
- ▶ 3-Phase
- ▶ 220-240-V
- ▶ 5-HP
- ▶ 12-18-Amps



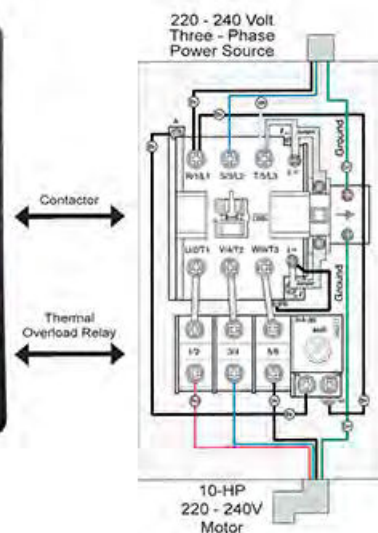
TOOL SWITCHES - MAGNETIC SWITCHES

18837

- ▶ 3-Phase
- ▶ 220-240-V
- ▶ 7.5-HP
- ▶ 18-6-Amps

**18839**

- ▶ 3-Phase
- ▶ 220-240-V
- ▶ 10-HP
- ▶ 22-34-Amps

**Applications:**

All machines used for motors are applied to MAGNETIC STARTERS, such as: drilling Machine, press contour machine(band saw), tapping machine, sewing machine, conveyor, packing machine, air compressor, air pump, air conditioner and specific machine, etc.

Features:

- ▶ Protection for dust and waterproof
- ▶ Both of raised OFF button and built-in ON push button for emergency
- ▶ Long mechanical and electrical endurance of contactor
- ▶ Elegant External, heavy duty life, easy operation

TOOL SWITCHES

18803

Toggle Switch

Features:

- ▶ Voltage: 125/250V
- ▶ Amperage: 20/12Amps
- ▶ A switch handles all on/off and variable speed functions



Switch OE P/N Delta, Black & Decker & Porter Cable 489105-00
Ridgid / Ryobi 46023
SW7-KEY OE P/N Delta, Black & Decker & Porter Cable 1343758

18804

Toggle Switch Large Paddle

Features:

- ▶ Voltage: 125/250V
- ▶ Amperage: 24/12Amps
- ▶ Toggle switch with large paddle
- ▶ Fast ON and OFF every time

**18805**

Large Panic Stop Switch/Table Saw Switch (On)

Features:

- ▶ Voltage: 120/230V
- ▶ Amperage: 35/20Amps
- ▶ Fits electrical boxes
- ▶ Large paddle is perfect for emergency shut off

EMERGENCY STOP COVER

**18806**

Large Panic Stop Switch/Table Saw Switch (Start)

Features:

- ▶ Voltage: 125/250V
- ▶ Amperage: 35/20Amps
- ▶ Fits electrical boxes
- ▶ Large paddle is perfect for emergency shut off

EMERGENCY STOP COVER



TOOL SWITCHES

18807

110V / 15Amps Non-Slip
Momentary Contact Foot
Pedal Switch

Features:

- ▶ SPDT (Single pole, double throw)
- ▶ Aluminum Construction
- ▶ Rated Voltage: 110V
- ▶ Rated Amp: 15Amps
- ▶ Cord Length: 6.5 Ft.

**18808**

Toggle Switch 4 Prong

Features:

- ▶ Voltage: 125/250V
- ▶ Amperage: 20/12Amps
- ▶ 1-5/8" x 3/4" toggle switch with Lock
- Replaces: Delta OE P/N 489105-00
- Ridgid / Ryobi 46023

**18809**

Power Connector for Work Table
with Built-In GFCI

Features:

- ▶ Two standard outlets
- ▶ Voltage: 125V
- ▶ Amperage: 15Amps
- ▶ 14 AWG 1.6 Ft. long cord



POWER STRIPS

SE1543

Heavy Duty Metal Power Strip,
6 Outlet, 6Ft Cord

Features:

- ▶ 2 Transformer spaced outlets
- ▶ 4 standard spaced outlets
- ▶ Heavy on/off power switch
- ▶ Lighted power switch
- ▶ Easy cord wrap flanges

**SE1544**

Heavy Duty Metal Power Strip,
8 Outlet, 6Ft Cord

Features:

- ▶ 3 Transformer spaced outlets
- ▶ 5 standard spaced outlets
- ▶ Heavy on/off power switch
- ▶ Lighted power switch
- ▶ Easy cord wrap flanges



GFCI PLUGS / POWER CONNECTORS

SE5000

GFCI 15 Amps 3 Prong Plug

Features:

- ▶ 15 Amp, 120V, Class Amps
- ▶ NEMA 5-15P
- ▶ Rainproof type 3R enclosure
- ▶ Manual reset

**SE5010**

GFCI 20 Amps Plug

Features:

- ▶ 20 Amp, 125V, Class Amps
- ▶ NEMA 5-20P
- ▶ Rainproof type 3R enclosure
- ▶ Manual reset

**SE5000-12**

GFCI 15 Amps Plug with 12" Single Tap Connector

Features:

- ▶ 12 Inch, 12 Gauge, 3 Wire
- ▶ Cord with Single Tap
- ▶ Plug NEMA: 5-15P
- ▶ Receptacle NEMA: 5-15P

**SE5000-EC143**

GFCI 15 Amps Plug with 14 AWG
9 Ft Cord No Ends

Features:


- ▶ 9 Ft., 14 Gauge, 3 Wire SJO
- ▶ Cord with Eyelets
- ▶ Plug NEMA 5-15P



LATHE / DRILL CHUCKS / ACCESSORIES

J016

Mini (1/32"-5/16") Keyless
Drill Chuck w/ 1/4" Hex Shank Adapter

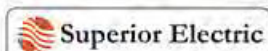


Features:

- ▶ Chuck securely holds round-shank drill bits

J018

Mini (1/32" to 5/32") Keyless
Drill Chuck w/ 1/4" Hex Shank Adapter

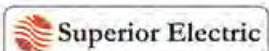


Features:

- ▶ Chuck securely holds round-shank drill bits

S3824

1/4" Hex Shank x 3/8"-24
Threads Drill Chuck Shaft




Features:

- ▶ Length: 1-3/4"
- ▶ 1/4" Hex x 3/8" - 24 threads

ALC5491


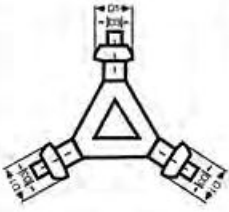

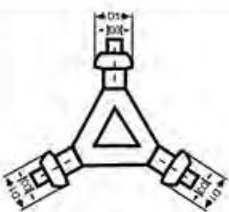

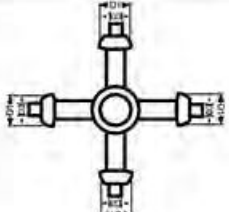

2" Mini Lathe Chuck
with MT-1 & MT-2 Shank



Features:

- ▶ 3/4" MT1 style tapered shank
- ▶ Precision machined chuck and jaws
- ▶ Durable steel construction

Drill Chuck Keys & Holder

		Part#	D1 mm	D3 mm	Fitment
 3-Way		S3-TS	11.9 11.6 15.9	6.0 5.3 5.9	3/8" 1/2"
 3-Way		S3-TL	16.6 18.8 15.9	5.9 6.2 6.7	1/4" 3/8"
 4-Way		S4-TL	16.3 17.4 21.2 16.2	3.9 6.0 8.0 6.9	3/8" 1/2"
	RUBBER CHUCK KEY HOLDER	S2CKH	-	-	-



Ball Roller Bearing

Craftsmen trust premium quality Big Horn ball bearings that are designed to deliver high accuracy, high rotational speed, and improved rigidity needed for demanding applications. With optimal materials and internal design, you can rely on these high quality ball bearings to do the job in the most challenging applications.

Bench & Pinch Dogs

Lead your craft with Big Horn's range of high quality ball bearing rollers bench dogs. Exceptionally machined and build to the needs and requirements of craftsmen, these products offer nothing short of perfection. Trust Big Horn to deliver the ideal duo of performance and quality where other brands fail to keep their tall promises.

Glue Application

Gluing is one of the most important aspects of woodworking and high quality glue applications and solutions are crucial to achieve the best. At Big Horn, we understand the needs of a carpenter and furnish a range of gluing solutions and accessories that fits the needs of amateurs and professionals alike.

Hammers & Mallets

Shop from Big Horn's wide range of straight and curved handle hammers that feature brass, finish, framing claw heads. Big Horn offers high quality hammers and mallets for different types of woodworking applications. These are well built hammers that are aimed for craftsmen who want everlasting products.

Laminating

Open up a new range of design possibilities by incorporating laminations into your furniture and other woodworking projects with Big Horn lamination solutions. Don't settle for anything less than the best when Big Horn offers the tempting quality, precision and economy in a single package.

Pen Turning

Pen turning has always attracted woodworkers with a taste for highly finished, eye-catching work and Big Horn's pen turning products make the process a lot convenient and quick - shop for pen turning tools including a 3 piece pen turning kit that will bring flexibility to your craft. Don't let your creativity stifle because of mediocre tools.



WOODWORKING ACCESSORIES

Big Horn's woodworking accessories help woodworkers and carpenters to get to the top of their professional expertise where they can show off their skills. Big Horn offers a dynamic variety of premium quality woodworking accessories that brings convenience and efficiency in your challenging jobs.



Picture Framing

Picture frames keep your memories safe and hence are an important part of our lives. Now excel at the art of creating picture frames with Big Horn's variety of picture framing tools and accessories. Don't settle for low quality tools when you can get the best from Big Horn.

ProGrip

Big Horn presents the best clamping and handling solutions under the ProGrip moniker. It's a range of premium handling products that includes high quality clamps, jaws and saw fences. In tight grip of these products, craftsmen can secure their work pieces in a reliable way without having to worry about accidental shifts.

Safety

If there is anything more important than handyman's craft, it's his safety. Now craftsmen can enable guaranteed protection with Big Horn's range of safety gear. High end materials and rugged build make for durable products that don't only keep the operator safe but can stand the rigors of work site for years to come.

Scrapers and Planers

Buy Big Horn's premium variety of cabinet scrapers to achieve high end finishing for your woodworking jobs. Our range includes flat, convex, concave, curved and gooseneck scrapers for all types of jobs. All scrapers offer the perfect combo of quality, performance and durability.

Shop Aid & Jig Supplies

Accessorize your work site and complement your craft with Big Horn's variety of shop aid products and jig supplies. Designed and manufactured to perfection, these products will stay true to their purpose giving benchmark performance every day. These small add-ons aren't meant to be used as primary tools but add to the overall work experience.

Vises / Clamps

Big Horn's vises and clamps offer exceptional mobility, rugged strength and dependable functionality that act as that extra hand you can always rely on for demanding jobs. Manufactured with high quality materials, these clamps and vises are made to last so craftsmen can reap the benefits for many years to come.

Wood Finish & Polish

Getting high quality finish is one of the more challenging feats of woodworking. But the finish is hard to beat when you are using Big Horn wood finishing and polishing solutions. With these high quality accessories at carpenter's disposal, it's really not that difficult to achieve an amazing finish every time.

ROLLER BALL BEARINGS

19100

Conveyor Ball Roller - 5/8"

Features:

- ▶ Each assembly is 7/8" tall and can support up to 33lbs
- ▶ Hole Pattern: Two 1/4" Holes - 1-1/2" apart

**19102**

Conveyor Ball Roller - 1"

Features:

- ▶ Each assembly is 1-3/16" tall and can support up to 75lbs
- ▶ Hole Pattern: Two 7/32" Holes - 2-1/4" apart



BENCH & PINCH DOGS

BENCH DOGS:**19112**

Small Bench Dogs

Features:

- ▶ Easily inserts into 3/4" holes
- ▶ Cross hatched face to ensure that your work piece "stays put"
- ▶ A wire side spring provides friction necessary to keep the dog in place

**19113**

Plastic Bench Dog (Set of 4)

Features:

- ▶ Fits 3/4" hole
- ▶ Durable and economical black plastic
- ▶ Low profile for working with 1/2" thick material



GLUING ACCESSORIES

GLUE BRUSH / ACID BRUSH**Features:**

- ▶ Perfect for applying wood glue to small areas like shelf joints and dado slots
- ▶ Also great for Acid/Flux application and removal, apply Flux for rosin-core solder



144 PACK	Model	Bristle Width
	13025	1/4"
	13030	1/2"

19031**Silicone Glue Brush****Features:**

- ▶ Easy to clean after glue dried
- ▶ Glue brush is ideal for joinery, edge & face gluing
- ▶ Paddle is ideal for finer detail work

**19032****3-Piece Silicone Glue Application Kit****Features:**

- ▶ Glue spreader makes easy work of large glue projects
- Palm-sized silicone tray is the perfect container
- All pieces can easily be cleaned and re-used, even if glue hardens.

**19033****Glue Bottle Tip - Nozzle****Features:**

- ▶ Perfect for small biscuits, thin tongue and groove joints, and spline joints

**19034****Glue Bottle Tip - Roller****Features:**

- ▶ Ideal for applying glue to larger areas
- ▶ The roller head evenly spreads glue quickly and easily

**19035****Glue Bottle Tip - Biscuit****Features:**

- ▶ Specifically designed for applying glue into biscuit slots

**19036****Glue Bottle & Nozzle Tip****Features:**

- ▶ Perfect for small biscuits, thin tongue and groove joints, and spline joints

**19040****Glue Container w/Brush****Features:**

- ▶ Large 30 oz capacity
- ▶ Lid keeps glue from drying out
- ▶ No need to clean between jobs
- ▶ Only for wood glue

**19041****Glue Brush Applicator w/Cap****Features:**

- ▶ 8 oz capacity
- ▶ Applies glue evenly
- ▶ Cap prevents glue from drying

**19042****Biscuit Slot Glue Bottle****Features:**

- ▶ 8 oz capacity
- ▶ 1 squirt fills your biscuit slot
- ▶ Cap prevents glue from drying

**19043****Tapered Tip Glue Bottle****Features:**

- ▶ 8 oz plastic bottle
- ▶ Fine tip allows for precise application



GLUEING ACCESSORIES**19044****Glue Roller Bottle****Features:**

- ▶ 2-1/2" wide non porous polypropylene roller
- ▶ Spreads evenly and quickly on flat surfaces

**19044B****Glue Roller Tip w/o Rubber****Features:**

- ▶ 2-1/2" wide Glue Roller Width
- ▶ Provides quick, even and mess-free coating of glue

**19044-2****Glue Bottle w/o Roller****Features:**

- ▶ Easy to see through plastic lets you know when it is time to refill

**19045****Glue Spreading Nozzle Kit****Features:**

- ▶ 2-1/2" wide glue roller width
- ▶ Provides quick, even and mess-free coating of glue

**19118****Glue Spreader - 6 Pcs. Set****Features:**

- ▶ 6" long
- ▶ Dried glue easily chips off
- ▶ Used with various amounts of pressure

**19121****Glue Spreader Kit - Orange****Features:**

- ▶ Solve nearly all gluing problems
- ▶ Multiple heads allow for many different applications

**Includes:**

- ▶ One 8-oz glue bottle with one each
- ▶ Glue roller head
- ▶ Biscuit tip
- ▶ Pinpoint tip
- ▶ Dovetail tip
- ▶ 1/4" dowel hole tip
- ▶ 5/16" dowel hole tip
- ▶ 3/8" dowel hole tip
- ▶ 7/16" dowel hole tip
- ▶ 1/2" dowel hole tip
- ▶ Glue tip clean bottle
- ▶ Cover and connect sleeve plus handy storage
- ▶ Base block

19122**Glue Bottle Kit - Orange****Features:**

- ▶ Addresses almost all gluing problems
- ▶ Multiple applicators allow for many different applications

**Includes:**

- ▶ Two 8 ounces glue bottles accompanied with roller applicator
- ▶ Half moon applicator biscuit tip
- ▶ Nozzle tip
- ▶ Dovetail tip
- ▶ Different sized dowel hole tips
- ▶ Handy storage base block

GLUEING ACCESSORIES

19405
High Pressure Glue Injector

Features:

- ▶ Removable plunger
- ▶ High impact plastic body
- ▶ High pressure glue injector
- ▶ Provides up to 550 PSI of pressurized power

**19408**
High Pressure Glue Injector
with 2 Brass Tips

Features:

- ▶ Removable plunger
- ▶ Provides up to 550 PSI of pressurized power
- ▶ Use with water based glues
- ▶ Includes 1/16" & 1/32" brass tips

**19407B**
15 cc Glue Injectors

Features:

- ▶ Use for hard to get in areas & veneers
- ▶ Faster, accurate & tidier gluing

**19409**
4 Pcs. Inj Kit 6, 15, 30 CC
& Bellows

Features:

- ▶ For injecting glue into hard to get places and veneers
- ▶ 6, 15, 30 CC syringes & a bellows

**19406**
2 Pcs. Glue Bellows w/Needle Tips

Features:

- ▶ Includes 18 and 20 gauge needles and 2 bellows
- ▶ Great for water-based glues & light machine oil

**REPLACEMENT INJECTOR TIPS**

Features:

- ▶ Removable plunger & nozzle for easy cleaning
- ▶ Made of solid brass

 	Model	Size
	19403	1/32"
	19404	1/16"

MALLETS & HAMMERS
NYLON FACED HAMMER Mallet
Features:

- ▶ Nylon-face protects work piece while hammering
- ▶ One-piece faces are threaded for easy and secure fit
- ▶ Shoulder on face protects against the force of side blows
- ▶ Zinc alloy head is serrated for a tight connection with faces

	Model	Weight
	19091	10.5 Oz
	19092	22.5 Oz

REPLACEMENT NYLON FACE
Features:

- ▶ Replacement for your damaged head
- ▶ Just screw in the metal head

	Model	Face Size
	19093	1"
	19094	1-1/2"

DEAD BLOW HAMMERS
Features:

- ▶ Minimize damage to finished surfaces
- ▶ Quickly assemble your mortise or tendon joints

	Model	Weight
	19096	14 Oz

6PCS MINI HAMMER SET WITH INTERCHANGEABLE HEADS FOR JEWELERS
Features:

- ▶ Metal shaft for strength and durability
- ▶ Comes with 6 removable ends for all different types of work

Interchangeable Heads Include:

- ▶ Copper head, Flat end, Ball end, Plastic end, Flat chisel type, Ball pen end

	
Model	Length of Hammer
19095	7-1/2"

RUBBER MALLETS
Features:

- ▶ Professional mallet used to tap tile into thinset adhesive
- ▶ Delivers all the striking power of a hammer with a gentle touch
- ▶ Handle & head are perfectly balanced for sure swings & continual use

	Model	Weight
	19298	16 Oz
	19299	24 Oz
	19300	32 Oz

26016
16 oz Wood Mallet

Features:

- ▶ Head Size: 5" (top head) x 4-3/4" (bottom head) x 2-7/8" (striking face)
- ▶ Handle Length: 12"
- ▶ Finish: Wax


19257
4 oz Brass Hammer

Features:

- ▶ Hard wood handle
- ▶ Total length 9-1/2"
- ▶ Solid brass head 2" long


WOOD IS GOOD MALLETS
Features:

- ▶ Tough urethane material designed to be quiet & yet transmit the maximum blow
- ▶ Best for professional jobs like carving, joinery & construction

	Model	Weight	Head Diameter
	22106	12 Oz	2-3/4"
	22108	18 Oz	2-3/4"
	22110	20 Oz	3-1/2"
	22112	30 Oz	3-1/2"

LAMINATING

19037**End Band End Cutter****Features:**

- ▶ Make clean, high quality cuts on all corners
- ▶ Use to trim PVC, melamine, veneer, etc.

**19038****2 in 1 Edge Trimmer****Features:**

- ▶ Use to trim and round corners
- ▶ Ideal for veneer and laminate
- ▶ Comes with second blade for chamfering

**19039****Double Edge Laminate Trimmer****Features:**

- ▶ Trim both sides of laminate at once
- ▶ Cutting range of 1/2" to 1"



PEN TURNING

14510**Pen Blank Centering Vise****Features:**

- ▶ Quality construction
- ▶ Slotted base for easy mounting
- ▶ An improved version of a classic design



SAFETY

10215
Featherboard

Features:

- ▶ Fits most standard miter slots
- ▶ Easy-to-find bright safety yellow
- ▶ Expandable nuts allow for snug fit

**10216**
T-Track Featherboard

Features:

- ▶ Fits most standard miter slots
- ▶ Easy-to-find bright safety yellow
- ▶ Expandable nuts allow for snug fit

**10218**
Featherboard with Level & Angle Finder

Features:

- ▶ Magnetic base helps keep the tool on the table when not in use
- ▶ Adjustable up to 5"

**10220**
Featherboard

Features:

- ▶ Fits most standard miter slots
- ▶ Two locking knobs keep featherboard aligned

**10221**
Push Stick

Features:

- ▶ Ergonomically designed handle
- ▶ Use to guide wood through cutters
- ▶ Provides extra control for small pieces

**10222**
Push Stick Reversible

Features:

- ▶ Assists in guiding wood while cutting
- ▶ Ergonomic handle provides great grip
- ▶ Can be used with different saws and jointers

**10223**
V Push Sticks (2/Pack)

Features:

- ▶ Ergonomically designed handle
- ▶ Unique design adds extra safety
- ▶ Helps guide wood while cutting

**10228**
5 Pcs. Push Block - Orange

Features:

- ▶ Tough plastic build ensures durability
- ▶ Colored bright orange for better visibility in low light areas

**10225**
3 Pcs. Safety Kit

Features:

- ▶ Fits most standard miter slots
- ▶ Makes ripping long stock safer and easier
- ▶ Includes featherboard, push block, and push stick

**10230**
Power Hands Push Sticks

Features:

- ▶ Rubber pads help absorb vibration
- ▶ Powerful grip with interchangeable v-groove and flat soles
- ▶ Great for shapers, joiners, routers table & table saws

**19072**
Push Block -

Features:

- ▶ Special rubber sole for firm grip
- ▶ Ensure safety when holding & pushing stock

**19073**
Straight Handled Push Block

Features:

- ▶ Favorite design from the past
- ▶ Rubber sole firmly grips wood
- ▶ Use for holding and pushing stock



SAFETY

Plastic Magnetic Push Stick

Features:

- ▶ Ergonomic and comfortable handle
- ▶ Ideal for use with all jointers and table saws
- ▶ Built-in magnet that allows you to attach it on your machine
- ▶ 12" long with 6" push blade

	Model	Description
	10224	Black Handle with Red Stick
	10226	Orange Handle with Dark Blue Stick
	10227	Yellow Handle with Black Stick
	10229	Push Stick Set Includes Part # 10224, 10226, 10227

19134

Wood Featherboard

Features:

- ▶ Makes ripping long stock safer and easier



SCRAPERS AND PLANERS

19278

3 Pcs. Planes Set (In Wooden Box)

Features:

- ▶ 3" standard style
- ▶ 3" bull nose style
- ▶ 3" scraper style

**19990**

Scraper Handle

Features:

- ▶ Holds scraper in the perfect arc
- ▶ Use with scrapers up to 6"

**19316**

9" Adjustable Smoothing Bench Jack Plane No. 4 with 2" Cutter

Features:

- ▶ 2" Wide x 7-3/8" Long - High Carbon Steel Blade, fitted with adjustable screw for setting the depth of cut for Fine or Coarse Work
- ▶ Rosewood handle and knob for comfort with solid brass adjustments for

**19317**

6-1/4" Contractor Grade Adjustable Block Plane

Features:

- ▶ 6-1/4" contractor grade block plane with a 1-3/8" cutter
- ▶ Fully adjustable cutter blade rests at 13.5 degrees
- ▶ Cutter blade is fully adjustable for depth of cut and alignment

**19318**

2" Wide Cutter Blade for Jack Plane No. 4

Features:

- ▶ High carbon steel
- ▶ Pre-sharpened
- ▶ For Bench and Jack Planes



SHOP AID & JIG SUPPLIES

13202**Air Pump Wedge****Features:**

- ▶ Inflates and deflates easily & quickly
- ▶ Lift and hold up to 300 pounds
- ▶ Made of extremely durable ballistic nylon

**19420C****3/4" x 6' UHMW ROLL****Features:**

- ▶ Easy to apply
- ▶ Allows work pieces to slide with ease

**19430C****3" x 6' UHMW Roll****Features:**

- ▶ Allows work pieces to slide with ease
- ▶ Easy to apply

**19410****16" x 7' Tool Box Liner****Features:**

- ▶ Increases safety
- ▶ No adhesive needed
- ▶ Non-slip; keeps tools from sliding

**13020**
Natural Horsehair Handheld Counter Duster with Wood Handle
2" Head Width, 13" Overall Length
Features:

- ▶ Thanks to its comfortable handle and large area, this brush makes cleaning of large surfaces easy and efficient
- ▶ Ideal for cleaning fine particles or heavy debris

**19117****Chisel Honing Guide****Features:**

- ▶ Sharpen chisels to the proper angle
- ▶ Sharpen plane irons to the proper angle

**19425C****2" x 6' UHMW ROLL****Features:**

- ▶ Allows work pieces to slide with ease
- ▶ Easy to apply

**19451****Space Balls****Features:**

- ▶ Snug fitting but not tight
- ▶ Expand and contract with wood
- ▶ Eliminate cracking of glue joints
- ▶ Diameter 1/2"

**19412**
Non-Adhesive, Anti-Slip Mat
Drawer / Shelf Liner
16" Wide x 7 Feet
Beige Color
Features:

- ▶ Can be used in cabinets, shelves & tool boxes
- ▶ Protects against scratching and marring
- ▶ Provides a non-slip cushioned work surface

**19609****Panel Toter****Features:**

- ▶ Comfort vinyl grip on handle
- ▶ Carry plywood and wallboard with ease



ROLLERS

19595

1-1/2" J-Roller - Polyethylene

Features:

- ▶ Reaches into corners
- ▶ Does not leave marks on surface
- ▶ 5-1/4" handle

**19596**

1-1/2" J-Roller - Stainless Steel

Features:

- ▶ Reaches into corners
- ▶ Does not leave marks on surface
- ▶ 5-1/4" handle

**19597**

3-1/2" J-Roller - Polyethylene

Features:

- ▶ Reaches into corners
- ▶ Does not leave marks on surface
- ▶ 5-1/4" handle

**19598**

3-1/2" J-Roller - Stainless Steel

Features:

- ▶ Reaches into corners
- ▶ Does not leave marks on surface
- ▶ 5-1/4" handle

**19600**

Long Handle J-Roller

Features:

- ▶ Rubber roller
- ▶ Reaches into corners
- ▶ 1-1/2" diameter x 3" wide
- ▶ 12" long

**19601**

Press Roller With Curved Handle

Features:

- ▶ Specially designed for applying added pressure on wood & plastic laminates
- ▶ 1-1/2" diameter x 3" wide
- ▶ 14" long

**19602**

Heavy Duty Press Roller

Features:

- ▶ Heavy metal twist locking handle adjusts from 18" to 27" long

**19603**

Double Press Roller

Features:

- ▶ Smooth and easy to use
- ▶ Press both edges tightly

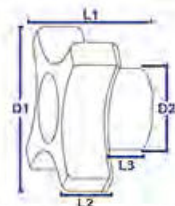



KNOBS, T-BOLTS & RATCHET LEVER

TRIANGLE KNOBS

Features:

► Used in featherboards & jig making kits




	Model	Thread	L1	L2	L3	D1	D2
	19700B	10 - 24	1.05"	0.55"	0.50"	1.35"	0.70"
	19715B	1/4 - 20	0.90"	0.55"	0.35"	1.16"	N/A

T KNOBS

Features:


► Used in featherboards & jig making kits

	Model	Thread	L1	L2	L3	D1	D2
	19701B	1/4 - 20	1.15"	0.65"	0.50"	2.00"	0.75"
	19702B	3/8 - 16	1.15"	0.65"	0.50"	2.00"	0.75"
	19703B	5/16 - 18	1.15"	0.65"	0.50"	2.00"	0.75"

7 STAR INSERTS

Features:


► Used in featherboards & jig making kits

	Model	Thread	L1	L2	L3	D1	D2
	19704B	5/16 - 18	1.60"	0.70"	0.85"	2.30"	0.90"
	19705B	1/4 - 20	1.60"	0.70"	0.85"	2.30"	0.90"
	19706B	3/8 - 16	1.60"	0.70"	0.85"	2.30"	0.90"

5 STAR THRU KNOBS

Features:


► Used in featherboards & jig making kits

	Model	Thread	L1	L2	L3	D1	D2
	19707B	1/4 - 20	1.00"	0.50"	0.45"	2.10"	0.80"
	19708B	5/16 - 18	1.00"	0.50"	0.45"	2.15"	0.80"
	19709B	3/8 - 16	1.00"	0.50"	0.45"	2.15"	0.80"

4 POINT KNOB

Features:


► Used in featherboards & jig making kits

	Model	Thread	L1	L2	L3	D1	D2
	19716B	1/4 - 20	1.05"	0.50"	0.55"	1.50"	0.65"
	19717B	5/16 - 18	1.05"	0.50"	0.50"	1.50"	0.65"

BALL KNOB

Features:

► Used in featherboards & jig making kits

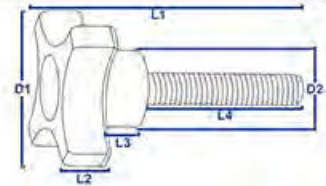
	Model	Thread	L1	L2	L3	D1	D2
	19720B	5/16 - 18	1.05"	N/A	N/A	N/A	N/A


KNOBS, T-BOLTS & RATCHET LEVER

7 STAR STUD

Features:

- ▶ Used in featherboards & jig making kits




	Model	Thread	L1	L2	L3	L4	D1	D2
	19710B	1/4 - 20	2.55"	0.70"	0.90"	0.90"	2.25"	0.90"
	19712B	5/16 - 18	2.55"	0.70"	0.90"	0.90"	2.25"	0.90"
	19714B	3/8 - 16	2.55"	0.70"	0.90"	0.90"	2.25"	0.90"

5 POINT KNOB

Features:


- ▶ Used in featherboards & jig making kits

	Model	Thread	L1	L2	L3	L4	D1	D2
	19722B	10 - 24	1.15"	0.25"	0.30"	0.60"	2.25"	0.55"

RATCHET LEVER BOLT

Features:


- ▶ Perfect for frequent & quick adjustment applications

	Model	Thread
	19726B	5/16 x 18
	19729B	1/4 x 20

RATCHET LEVER NUT

Features:

- ▶ Perfect for frequent & quick adjustment applications

	Model	Thread
	19727B	5/16 x 18
	19728B	1/4 x 20

19735B

1/4- 20 T-Nut

Features:

- ▶ Widely used for building industrial aluminum frame structures, CNC routers etc.

**10 PACK****19690**

Saw Horse Brackets

Features:

- ▶ Made to last
- ▶ No hardware needed
- ▶ Easy to use

**19725B**

Post Handle Knob

Features:

- ▶ 5/16 - 18 Thread
- ▶ Use for shop jigs & fixtures




KNOBS, T-BOLTS & RATCHET LEVER

T BOLTS

Features:

- Fits inside T-slot track or a groove routed with T-slot bit
- Customize your own jigs

	Model	Thread	Length
	19762	1/4 - 20	1-3/4"
	19764	1/4 - 20	2-1/4"
	19772	5/16 - 18	1-1/4"
	19774	5/16 - 18	2-1/4"
	19776	5/16 - 18	3-1/2"

CASTERS

19786

3" PU Swivel Caster - 220 lbs

Features:

- The total locking brake locks both the wheel and the swivel
- Heavy-duty mobility solution for carts, tools & equipment, 220 lbs capacity for each caster



19788

3" PU Fixed Caster - 220 lbs

Features:

- Ideal use for small machinery, furniture and goods shelf etc, safe on carpet, concrete, tile, wood surfaces




VICES & CLAMPS

BENCH VISES

BENCH VISES

Features:

- ▶ Light duty, ground and polished anvil
- ▶ Hardened steel jaw faces, cast iron body
- ▶ Blue enamel finish
- ▶ Mounting holes to fix on a work bench

	Model	Size
	19283	4"
	19284	5"
	19285	6"

19282

Baby Bench Vise w/ Swivel Base 2"

Features:

- ▶ 2" bench vise
- ▶ 360° swivel fittings



19306

5" Multi-Purpose Vise

Features:

- ▶ 360° swivel base with twin lock-downs
- ▶ Replaceable hardened forged steel jaws



DRILL PRESS VISES

PRECISION DRILL PRESS VISES

Features:

- ▶ Made of high tensile iron casting
- ▶ Hardened and ground jaw plates
- ▶ Slots for easy clamping to the tables

	Model	Size
	19287	4"
	19288	5"

19303

4" Drill Press Vise

Features:

- ▶ Cast iron base
- ▶ Triple chrome plated vise
- ▶ Replaceable heat-treated forged steel jaws



VICES & CLAMPS - WOODWORKING CLAMPS

19227

4 Pcs. Forged Junior C-Clamp Set

Features:

- ▶ Steel screws are zinc plated
- ▶ Forged Steel with sheat treated frames
- ▶ 2 (1-5/8" opening x 1-1/4" throat)
- ▶ 2 (1-1/4" opening x 1-3/8" throat)



19301

3/4" Regular Pipe Clamp - 1-3/4" Throat

Features:

- ▶ Threaded pipe not included
- ▶ Constructed of durable cast iron



VISES & CLAMPS - WOODWORKING CLAMPS

19302

3/4" Deep Pipe Clamp - 2-1/2" Throat

Features:

- ▶ Threaded pipe not included
- ▶ Constructed of durable cast iron

**19305**

5" Mechanic's Vise w/Anvil & Swivel Base

Features:


- ▶ Jaw Opening: 5"
- ▶ Jaw Width: 5"
- ▶ Jaw Height: 2-5/8"

**VERTICAL TOGGLE CLAMPS**

Features:

- ▶ Made from high grade casting
- ▶ Chrome plated spindles
- ▶ Base type: Clamp-On



	Model	JAW			Weight
		Width	Depth	Opening	
	19289	6"	2-3/16"	5"	5 lbs.
	19290	9"	3"	8"	13 lbs.

RAPID-ACTING WOODWORKING VISES

Features:

- ▶ Working parts sealed from sawdust
- ▶ Quick release action for easy operation
- ▶ Convenient adjustable front stop



	Model	JAW		
		Width	Height	Opening
	19309	6-3/4"	2-1/2"	7-7/8"
	19310	9"	3"	10-5/8"

VISES & CLAMPS - ANVILS

ANVIL

Features:

- ▶ Extra large feet for secure placement
- ▶ Rounded horn for smooth bending and shaping
- ▶ Hardy hole for accessories, punching and bending



Model	Length	Width	Weight
19312	5"	2-3/4"	11 lbs
19313	6-1/2"	3-1/4"	24 lbs
19314	8-1/2"	4"	55 lbs

VISES & CLAMPS - WOODWORKING CLAMPS

19630**Vise Clamp****Features:**

- ▶ Holds work firmly to drilling table
- ▶ Fast locking of pieces in jig setups

**19675****Pliers - Miter Clamp****Features:**

- ▶ Works great on trim and moldings
- ▶ Spring pressure holds project while adhesive sets

**19680****25 Piece Miter Clamp Set****Features:**

- ▶ Makes installation of miter clamps easy
- ▶ Kit includes form fitted storage case & spreader plus 4 each the following spring clamps
- ▶ 1/2" - 3/4", 11/16" - 1", 7/8" - 1-3/16", 1" - 1-5/8", 1-3/4" - 2-3/8", 2-1/2" - 3-3/8"

**19674****17 Pcs. Miter Clamp Set****Features:**

- ▶ Spring pressure holds project while adhesive sets

Includes:

- 1 pliers and 4 each of the following springs that open: 3-1/2", 2-3/4", 2", and 1-1/4"
- Comes in sturdy plastic storage case

**19681****Spring Miter Clamp Spreader****Features:**

- ▶ Makes installation of miter clamps easy
- ▶ Works great on trim, molding & frames
- ▶ Use the spreader to open & position the clamps

**19088****Clamp - Swivel Tipped 1-1/2"****19090****Clamp - Swivel Tipped 2-1/4"****Features:**

- ▶ Orange swivel tip
- ▶ Made of reinforced rigid black plastic

**SPRING CLAMPS****Features:**

- ▶ Spring clamps are designed to be used with 17 Pcs. miter clamp set & miter clamp pliers



Model	Size
19676	1-1/4"
19677	2"
19678	2-3/4"
19679	3-1/2"

SPRING CLAMPS**Features:**

- ▶ 4-pack miter clamps
- ▶ Replacement clamps 25-piece miter clamp set
- ▶ Use to clamp mitered corners



Model	Size
19682	1/2" - 3/4"
19683	11/16" - 1"
19684	7/8" - 1-3/16"
19685	1" - 1-5/8"
19686	1-3/4" - 2-3/8"
19687	2-1/2" - 3-3/8"

VICES & CLAMPS - WOODWORKING CLAMPS

19830

109" Straight Edge & Clamps

Features:

- ▶ T-slots along both edges
- ▶ Both clamps can be slid onto one section



VERTICAL TOGGLE CLAMPS

Features:

- ▶ Easy set-up
- ▶ Over center locking action
- ▶ Use to quickly hold things in place
- ▶ Great for repetitive clamping jobs

LOW SILHOUETTE TOGGLE

Features:

- ▶ Easy set-up
- ▶ Over center locking action
- ▶ Great for repetitive clamping jobs
- ▶ Use to quickly hold things in place

FENCE CLAMP SETS

Features:

- ▶ Pack of two
- ▶ Makes using a sacrificial fence or stop block easy

19849

Fast Pad Set

Features:

- ▶ Pack of two
- ▶ Use to adjust toggle clamp pads
- ▶ Loosen the wing nut and it's free to slide




19841

Straight Line Toggle Clamp


Features:

- ▶ 300 lbs holding capacity
- ▶ Over center locking action
- ▶ Use to quickly hold things in place



	Model	Strength
	19842	500 lbs.
	19844	200 lbs.

	Model	Strength
	19843	500 lbs.
	19845	200 lbs.

	Model	Size
	19851	1-1/2" - 3"
	19852	3" - 4-1/2"

WELDER CLAMP**19304**

4" Welding Vise

Features:

- ▶ Two-way swivel mounted spindle
- ▶ Slotted base holes mount easily to work table

**"T" BAR CLAMP****19621**Steel 'T' Bar Sash Clamp
Length 60", Capacity 52"**Features:**

- ▶ Two-way swivel mounted spindle
- ▶ Slotted base holes mount easily to work table

**PICTURE FRAMING****19120**

Picture Framing Pliers

Features:

- ▶ Easily insert brads into frames without marring wood
- ▶ Accommodates moldings up to 3-5/8" wide and 1-3/4" deep

**19622**

4 - Way Panel Clamp

Features:

- ▶ 4-way action of panel clamp applies even pressure to glue joints
- ▶ Will accept material from 1/2" to 3-1/2" thick of unlimited length

**19623**

4 - Way Clamp Blocks (Pair)

Features:

- ▶ Use with 4-way panel clamp
- ▶ Allows you to have rails of varying length readily available to use with your clamp

**19632**

Multi Angle Clamp

Features:

- ▶ Ideal for use with square, round and irregular shaped work pieces
- ▶ Easy adjusting with quick-release levers

**19635**

Frame Clamp

Features:

- ▶ Equal pressure to all joints
- ▶ Reverse jaws to handle thin molding
- ▶ Clamps frames from 5" by 7" to 26" by 30"



PROGRIP

19826PK

36" ProGrip Clamp - 4 Pack

**Features:**

- ▶ Designed with built in T-slots
- ▶ Offers 3 progressive clamping pressures with one hand operation

19833

ProGrip - Universal Base

**Features:**

- ▶ Hard wood handle
- ▶ Total length 9-1/2"
- ▶ Solid brass head 2" long

19837


ProGrip - Stop Block

**Features:**

- ▶ For use with ProGrip line of products
- ▶ Eliminates even slight movement when used as an accurate router stop

19839

ProGrip - Wide Jaws

**Features:**

- ▶ No pressure marks
- ▶ Evenly distribute clamping pressure
- ▶ For use with Big Horn ProGrip line of products

19831

ProGrip - Feather Board Kit

**Features:**

- ▶ Holds stock in place
- ▶ T-slot mounting for easy positioning
- ▶ For use with Big Horn ProGrip line of products

19835

ProGrip - Side by Side Adapter

**Features:**

- ▶ Create an unchanged height profile
- ▶ Both handles in easy reach at same end
- ▶ For use with Big Horn ProGrip line of products

19838

ProGrip Bendsaw Fence

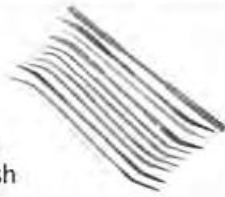
**Features:**

- ▶ Can be used on a bandsaw, router table, or other similar sized power tool
- ▶ Dimensions: 3-1/2" x 18"
- ▶ Made of lightweight Aluminum
- ▶ For use with BigHorn ProGrip straight edge clamps

FILES & BURR SETS

13100**10 Pcs. Small Riffler File Set****Features:**

- ▶ Use these 1/8" x 5-1/2" rifflers on wood, metal, or plastic for a smooth, clean finish after a rasp or power burr

**13105****5 Pcs. Large Riffler File Set****Features:**

- ▶ Use these 1/4" x 7" rifflers on wood, metal, or plastic for a smooth, clean finish after a rasp or power burr

**13106****4 Pcs. Rasp Set****Features:**

- ▶ 1/4" round shank
- ▶ Fits rotary tools
- ▶ Comes in a wood box

**19263****10 Pcs. Carbide Burr Bit Set****Features:**

- ▶ Shank length: 1.4"
- ▶ Shank diameter: 1/8"
- Suitable for deburring metals and plastics



STROP HONE / ABRASIVE

22118**Small Hone Strop****Features:**

- ▶ Renew Surface with Detergent & Water
- ▶ Wooden Handle with Rounded Edge

**22120****Large Hone Strop****Features:**

- ▶ Renew Surface with Detergent & Water
- ▶ Wooden Handle with Rounded Edge

**22122****Strop Abrasive Powder (White)****Features:**

- ▶ One ounce jar
- ▶ No wax binders
- ▶ Pure Aluminum Oxide powder

**22126****Strop Abrasive White Bar****Features:**

- ▶ Made of Aluminum Oxide powder in a wax base
- ▶ Bar measures 1-1/4" by 1" by 5"



WOOD FINISH & POLISH

22163**Block Oil - 12oz****Features:**

- ▶ Safe and non-toxic
- ▶ Ideal for butcher blocks, cutting boards, salad bowls, and wood utensils
- ▶ Made in USA

**22165****Wood Care - 12oz****Features:**

- ▶ Safe, non-toxic, biodegradable
- ▶ Fresh lemon scent
- ▶ Cleans and polishes all finished wood surfaces
- ▶ Made in USA

**22167****Wood Finish - 16oz****Features:**

- ▶ Made in USA
- ▶ Protects unfinished outdoor furniture
- ▶ Used on indoor or outdoor previously oiled unfinished wood



DOOR LOCK JIGS

70145**Wood Door Lock Installation Kit, with Carbide Spur Bits****Features:**

- ▶ Kit includes three Carbide Tipped Spur Bits for boring 1" edge-bore and 2-1/8" cross-bore and the 1-1/2" cross-bore for dead bolts along with a quick release adapter
- ▶ Also includes Latch and Strike templates for a finish mortise
- ▶ 3 center locators also included along with a center marker
- ▶ Comes in a nice blow molded case

Kit Includes:

- 70130 - Door Boring Jig
- 70151 - 1" Carbide Tipped Spur Bit - 1/2" Shank with 3/8" Hex End
- 70152 - 1-1/2" Carbide Tipped Spur Bit - 1/2" Shank with 3/8" Hex End
- 70153 - 2-1/8" Carbide Tipped Spur Bit - 1/2" Shank with 3/8" Hex End
- 70131A - "A" Latch Template - Finish Size 1-Inch x 2-1/4-Inch
- 70132A - "A" Strike Template - Finish Size 1-Inch x 2-1/4-Inch
- 70133B - "B" Latch Template - Finish Size 1-1/8-Inch x 2-1/4-Inch
- 70134B - "B" Strike Template - Finish Size 1-1/8-Inch x 2-3/4-Inch
- 70135 - Center Locator, 1-Inch x 2-1/4-Inch
- 70136 - Center Locator, 1-1/8-Inch x 2-1/4-Inch
- 70137 - Center Locator, 1-1/8-Inch x 2-3/4-Inch
- 70140 - Reducer Ring, Standard 2-1/8" to 1-1/2"
- 70142 - Center Marker, for 1" Latch Bore with Stainless Steel Point
- 70143 - Quick Release Adapter
- 70154 - 90° Spring Loaded Corner Chisel - Premium Small
- 70147 - Red Blow Molded Carrying Case

**70145****Wood Door Lock Installation Kit, with Strike & Latch Mortiser****Features:**

- ▶ Kit includes three Carbide Tipped Spur Bits for boring 1" edge-bore and 2-1/8" cross-bore and the 1-1/2" cross-bore for dead bolts along with a quick release adapter
- ▶ Also includes Latch and Strike templates for a finish mortise
- ▶ Comes in a nice blow molded case

Kit Includes:

- 70130 - Door Boring Jig
- 70151 - 1" Carbide Tipped Spur Bit - 1/2" Shank with 3/8" Hex End
- 70152 - 1-1/2" Carbide Tipped Spur Bit - 1/2" Shank with 3/8" Hex End
- 70153 - 2-1/8" Carbide Tipped Spur Bit - 1/2" Shank with 3/8" Hex End
- 70140 - Reducer Ring, Standard 2-1/8" to 1-1/2"
- 70142 - Center Marker, for 1" Latch Bore with Stainless Steel Point
- 70143 - Quick Release Adapter
- 70147 - Red Blow Molded Carrying Case
- 70138 - Strike Mortiser for Bore Master, 1" x 2-1/4" (Full Lip)
- 70139 - Latch Mortiser for Bore Master, 1" x 2-1/4"



DOOR LOCK JIGS

70130**Drill Jig****Features:**

- ▶ This clamp on door fixture will adjust from 2-3/8" to 2-3/4" backset positions for most all cylindrical locksets and will adjust for doors from as thin as 1" to 2-1/2" thick

**70132A****Strike Template**

1-3/4" x 2-1/4"

Full Lip**Features:**

- ▶ Creates a finish mortise of 2-1/4" high x 1-3/4" wide or Full Lip (cuts clear through the edge of the door jamb) on the edge of the jamb for doors up to 1-3/4" thick
- ▶ Length of the template is 10" and it's supplied with two nail attaching assemblies to attach to your door jamb. Adjustable for 1-3/8" and 1-3/4" door jambs
- ▶ Use a 1/2" cutter and a 5/8" OD template guide attached to your router to produce perfect mortises

**70134B****Strike Template**

1-1/8" x 2-3/4" 'T'

& Dead Bolt Strike**Features:**

- ▶ Creates the finish mortise for the strike plate when installing "T" strikes with a finish size of 1-1/8" x 2-3/4" and also deadbolts with the same dimension
- ▶ A red plastic block off plate is installed across the "T" part of the pocket with two screws to form the deadbolt pocket
- ▶ Use a 5/8" outside diameter router template guide on your router and a 1/2" hinge mortising bit with this template.

**70132****"A" Strike Template**

1-3/4" x 2-1/4"

Features:

- ▶ Creates a finish mortise of 2-1/4" high x 1-3/4" wide or Full Lip (cuts clear through the edge of the door jamb) on the edge of the jamb for doors up to 1-3/4" thick
- ▶ Length of the template is 10" and it's supplied with two nail attaching assemblies to attach to your door jamb.

**70131A****Latch Template**

1" x 2-1/4"

Features:

- ▶ Creates a finish mortise of 1" by 2-1/4" for the edge of the door
- ▶ Use a 5/8" outside diameter router template guide on your router and a 1/2" hinge mortising bit

**70133B****Latch Template**

1-1/8" x 2-1/4"

Features:

- ▶ Creates a finish mortise of 1-1/8" by 2-1/4" for the edge of the door
- ▶ Includes the red plastic center locator to position the template on the edge of the door in reference to the 1" hole bored in the door edge
- ▶ Use a 5/8" outside diameter router template guide on your router and a 1/2" hinge mortising bit with this template

**70131****"A" Latch Template**

1" x 2-1/4"

Features:

- ▶ Creates a finish mortise of 1" by 2-1/4" for the edge of the door
- ▶ Use a 5/8" outside diameter router template guide on your router and a 1/2" hinge mortising bit
- ▶ Comes with a Center Locator

**70133****"B" Latch Template**

1-1/8" x 2-1/4"

Features:

- ▶ Creates a finish mortise of 1-1/8" by 2-1/4" for the edge of the door
- ▶ Includes the red plastic center locator to position the template on the edge of the door in reference to the 1" hole bored in the door edge
- ▶ Use a 5/8" outside diameter router template guide on your router and a 1/2" hinge mortising bit with this template
- ▶ Comes with a Center Locator



DOOR LOCK JIGS

70134

"B" Strike Template
1-1/8" x 2-3/4"

Features:

- Creates the finish mortise for the strike plate when installing "T" strikes with a finish size of 1-1/8" x 2-3/4" and also deadbolts with the same dimension
- A red plastic block off plate is installed across the "T" part of the pocket with two screws to form the deadbolt pocket

**70157**

'B' Latch & Strike Template Kit
Finish Size 1-1/8" x 2-1/4"
& 1-1/8" x 2-3/4"
Replaces Templaco LS-171B

Features:

- Use a 5/8" outside diameter router template guide on your router and a 1/2" hinge mortising bit

**70147**

Carrying Case – Red Color

Features:

- A heavy-duty Black plastic double wall construction in the body of this case gives long lasting service and protects your Door Locker Jig kit from damage

**70149**

Stops (1 Pair)
With Screws

Features:

- These hard-plastic template stops have a full 1/2" of adjustment, over 1/8" more than our old style stops
- Stops measure 1.149" tall x 1.125" wide x .191" thick and have two slots that are .175" x .750" long

**70156**

'A' Latch & Strike
Template Kit Finish
Size 1" x 2-1/4"
Replaces Templaco
LS-166A

Features:

- Use a 5/8" outside diameter router template guide on your router and a 1/2" hinge mortising bit

**70146**

Latch & Strike Templates
(A & B) with Center
Locators
Finish Sizes
(1" x 2-1/4",
1-1/8" x 2-1/4",
1-1/8" x 2-3/4")

Features:

- This kit includes Latch and Strike templates for a finish mortise (70131, 70132, 70133 & 70134)
- 3 center locators also included (70135, 70136, 70137)

**70148**

Nail Assembly (1 Pair) With Nuts

Features:

- Includes two nail assemblies and attaching nuts
- The double headed nails are heat treated for strength and then nickel plated
- Nails are held into their respective steel bushings with a solid brass retaining ring

**70159**

Multi Strike
Template

Features:

- 1" x 2-1/4" deadbolt, 1" x 2-1/4" full-lip, 1-1/8" x 2-3/4" T and 1-1/8" x 2-3/4" deadbolt
- Includes 2 center locators and attaching nail assemblies
- Tack-on template will produce 4 strike mortises with finish sizes



DOOR LOCK JIGS

70135

Center Locator, 1" X 2 1/4"

70136

Center Locator, 1-1/8" X 2 1/4"

70137

Center Locator, 1-1/8" X 2 3/4"

**Features:**

- ▶ Center locators will precisely locate the template over the hole bored into the door or jamb. Just insert the locator into the bored hole, place the template over the locator, set the nails to attach the template onto the door or jamb, remove the locator and rout the mortise with your router

70139

Latch Mortiser for Bore Master, 1 Inch x 2-1/4 Inch

**Features:**

- ▶ This design offers a removable steel blade that you can sharpen with your own file but also replace with a new blade when needed.
- ▶ Easy to use, just insert the aluminum center alignment plug into the 1" latch bore on the edge of your door, then strike the steel handle with your hammer to create the outline of the 1" x 2-1/4" latch that you are installing.
- ▶ Use your own hand chisel to finish the mortise in the door edge

70141Bronze Bushing
1/2" ID X 1-1/2" Long**Features:**

- ▶ Our sintered bronze bushings are easy to install. A full 1 1/2" long these bushing will keep the edge-bore and cross-bore bits in perfect alignment.

70143

Quick Release Adapter for Door Lock Installation

**Features:**

- ▶ A three-sided 1/2" shank works like an air tool quick chuck
- ▶ Simple pull on the sleeve releases the bit

70138

Strike Mortiser for Bore Master, 1 Inch x 2-1/4 Inch (Full Lip)

**Features:**

- ▶ This three-sided mortis marker is made from tough stuff, made to stand up to the beating that your hammer will give it
- ▶ It will cut the outline of the mortise with its sharp edges
- ▶ Use your chisel to complete the mortise to the proper depth

70140Reducer Ring
Standard 2-1/8 Inch
to 1-1/2 Inch Reduction**Features:**

- ▶ This standard reducer ring will reduce the hole opening in the back plate down from 2-1/8" to 1-1/2" when using the 1-1/2" bit for deadbolts
- ▶ The back plate prevents splintering of the door face when drilling the cross-bore hole

70142

Center Marker, for 1" Latch Bore with Stainless Steel Point

**Features:**

- ▶ The Strike Locator is used to mark a door jamb for proper installation

70144

Template Repair Kit

**Features:**

- ▶ All the hardware necessary to build your own or repair a template
- ▶ Kit includes two nail assemblies with nuts and two plastic stops with screws



DOOR LOCK JIGS

70150**Self-Adjusting Door Holder****Features:**

- Features wedge design to adjust for door thickness of 1" to 2-1/4"
- Damage free application prevents scratching and gouging
- Instant in and out feature saves time

**70120****Door & Board Lifter****Features:**

- Foot operated lifter to support door while fitting into frame
- Lifts door 2-3/8 inch high and maximum weight of 165 pounds
- Raises up parallel with 360 degree rotation
- Made of metal with non-marring foot pad

**13202****Air Pump Wedge****Features:**

- Inflates and deflates easily & quickly
- Lift and hold up to 300 pounds
- Made of extremely durable ballistic nylon

**19669**
1/4" Pattern Routing Bit or Mortising Hinge w/Top Bearing Routing Bit Replaces Amana Tools # 47174 & Ocemco # TA-170
Features:

- Excellent for Laminates, MDF, Plywood, Wood, Acrylic
- Top Bearing, carbide tip for superior cutting quality and endurance

**70151**
1" Carbide Tipped Spur Bit
Features:

- 1" Carbide 1/2" Shank With 3/8" Hex End
- Overall length: 8 inches
- High quality micro grain carbide cutting surfaces are welded to each cutter face and tip

**70152**
1-1/2" Carbide Tipped Spur Bit
Features:

- 1-1/2" Carbide 1/2" Shank With 3/8" Hex End
- Overall length: 7 inches
- High quality micro grain carbide cutting surfaces are welded to each cutter face and tip

**70153**
2-1/8" Carbide Tipped Spur Bit
Features:

- 2-1/8" Carbide, 1/2" Shank With 3/8" Hex End
- Overall length: 7 inches
- High quality micro grain carbide cutting surfaces are welded to each cutter face and tip

**19592****90 Degree Corner Chisel****Features:**

- Self-aligns for optimum accuracy
- Spring-loaded; 3/8" cutter edge for precision
- More efficient than a hand chisel

**19670**
1/4" Shank Mortising Hinge w/Top 5/8" Dia Bearing Router Bit Replaces Templaco CB-4
Features:

- Top Bearing, carbide tip for superior cutting quality and endurance



DOOR LOCK JIGS

Brass Router Template Guides

Features:

- ▶ Precision Machined Brass for accuracy and durability
- ▶ Fits Porter Cable and many standard routers

Comes in Carded Display Packs

Part#:	19660	19661	19662	19663	19664	19665	19666
I.D.	21/32"	11/32"	13/32"	9/32"	5/8"	17/32"	1/4"
O.D.	3/4"	7/16"	1/2"	3/8"	54/64"	5/8"	5/16"
							

19604

9 Pcs. Brass Router Bushing Set

Includes:

Part# 19660, 19661, 19662, 19663,
19664, 19665, 19666, 19667

Features:

- ▶ Set comes in a BMC
- ▶ 7 assorted bushings & 2 lock nuts
- ▶ Part# 19660, I.D. 21/32" - O.D. 3/4"
- ▶ Part# 19661, I.D. 11/32" - O.D. 7/16"
- ▶ Part# 19662, I.D. 13/32" - O.D. 1/2"
- ▶ Part# 19663, I.D. 9/32" - O.D. 3/8"
- ▶ Part# 19664, I.D. 5/8" - O.D. 54/64"
- ▶ Part# 19665, I.D. 17/32" - O.D. 5/8"
- ▶ Part# 19666, I.D. 1/4" - O.D. 5/16"

**19667**

Brass Router Template Guide Lock Nut

Features:

- ▶ Knurled surface for easy tightening
- ▶ Compatible with all template guides
- ▶ Precision Machined Brass for positive locking and durability

**19668**

Brass Router Template Guide Kit

Includes:

Part# 19665, 19667

Features:

- ▶ I.D. 17/32" - O.D. 5/8"
- ▶ Knurled surface for easy tightening
- ▶ Compatible with all template guides
- ▶ Comes in Carded Display Pack



MAKING A DIFFERENCE FOR WOODWORKERS

Small things matter. Those little hand tools & carpentry accessories woodworkers use change the way they approach their craft & Big Horn understands the significance. Your crafty hands deserve nothing but the best when it comes to quality and performance and Big Horn has been delivering exactly that for more than 20 years.

Big Horn – essentially your third hand.

MISSION STATEMENT

"Big Horn is devoted to the woodworking industry and strives to bring efficiency and innovation to modern carpentry with products standing out both in form and function encouraging creativity & productivity."

WHY BIG HORN IS THE BEST CHOICE?

With more than two decades of experience in designing and mass producing high quality hand woodworking tools and accessories particularly tailored for the needs of modern woodworkers, Big Horn has established itself as a frontline manufacturer of products that deliver quality, durability and performance every day of the week.



929 Poinsettia Ave # 101 Vista, CA 92081. United States

Toll Free: 888-455-8665

www.bighorncorp.com